

T H E U L T I M A T E R I D E

1 9 9 6

# Grady-White



# Ask a Grady-White owner why



**“We have complete trust in Grady-White’s quality, workmanship, and seaworthiness.”**

— George Stefanko, Jr., Hawthorne, NY

In our 37 years, Grady-White has built a reputation as solid as our boats — a tradition of seaworthiness that has opened up a world of adventures on big water for anglers and families to enjoy with complete confidence. A Grady-White owner will tell you we build the safest, most functional offshore boat you can buy. Many owners have visited us in Greenville, North Carolina, to see first hand how Grady-Whites are created by our craftsmen and Advance Quality Product Planning support teams in the most modern boat building facility in the world.

Each fiberglass layer of a Grady-White hull and deck is 100% hand laid for strength and durability. The layers are bonded with a precise measure of resin, resulting in a uniform laminate structure un-



Each fiberglass layer of a Grady-White hull is 100% hand laid. It’s the best, most consistent way—and for us that means the only way.

matched by manufacturers that use blown chopped glass.

Every Grady-White built, including those over 20 feet, has enough foam flotation in the hull to keep the boat, motor, and listed capacity of

people from sinking in the unlikely event the boat becomes completely swamped. The foam adds structural stiffness and deadens noise as well, so your boat even feels and sounds stronger.

Come see for yourself the care and attention to detail that go into making each Grady-White an original work of the boat-builder’s art.

**“This boat is strong, easy to maneuver, and fast.”**

— Commander Everett C. Wilcox  
USCG Auxillary, Warwick, RI

Only Grady-White offers the smooth, exciting ride made possible by our exclusive



With Grady-White’s SeaV<sup>2</sup> hull designs, the continuously variable vee cuts through waves while the flatter stern provides stability.

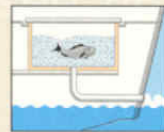
SeaV<sup>2</sup> hull designs, standard for all models 19 feet and up. The sharp bow entry of a SeaV<sup>2</sup> hull cuts through chop, and the flatter stern provides side-to-side stability and great lift at speed for maximum efficiency as the boat drives

through water. Straight surfaces between chines knock down spray, so you stay drier and comfortable. Easy maneuverability allows you to hold a steady course. Even docking is easier!



A SeaV<sup>2</sup> hull’s straight surfaces direct spray down for a drier ride. In other hulls, the areas between the chines are convex, throwing spray out and up.

True self-bailing cockpits are a Grady-White hallmark. Any water that comes into the cockpit drains by gravity



It’s a matter of principle. Every insulated fish box is above the floor and drains overboard.

through big scuppers in the aft cockpit. All insulated fish boxes have drains above the waterline so melting ice water goes overboard, instead of into

the bilge. Automatic bilge pumps are standard on all Grady-Whites.

Every inch of a Grady-White boat is designed with your convenience and safety in mind. There are hand holds where you naturally reach, and toe rails secure your feet when you lean over the side. Rod racks and rod holders are standard on every model, and storage is everywhere.



**Safety glass windshields** are ventilated for comfort.

**Grab rails** are at your fingertips at the helm, in the cockpit, walkaround area, or climbing back onboard after a swim.

**Stringer system is encapsulated in resin** and fiberglassed to the hull.

**Solid 100% hand laid hulls and decks** provide uniform laminate structure, strength, and durability.

**Transducer mounting flats** are molded in.

**Stainless steel screws and blindside fasteners** join the hull and liner to the deck with water-tight gaskets sealed with silicone. Stainless screws secure the heavy duty gunwale molding.

**Liner is bonded** to the stringer system and hull with fiberglass.

**All Grady-Whites have foam sprayed into the hull** for level (models 175, 192) or basic flotation, even though not required in boats over 20 feet. This foam also adds strength, thermal insulation, and deadens sounds.

# our boats are the ultimate ride.

**“After going over this boat thoroughly, I can see how Grady-White boats are built to last.”**

— Tom Laccabue, Frankfort, IL

Grady-White boats are easy to take care of — and so easy to sell when you're ready to trade — because we build with superior materials that withstand salty environments, like our 316L stainless

steel hardware and low maintenance Duratrim trimwork. The satisfaction of owning a Grady-White is ensured by our 5-year structural hull warranty. Unlike most warranties, Grady-White's

is backed by a debt-free, privately held family company whose strength will allow us to support your resale value for years.

And what resale value! Just look

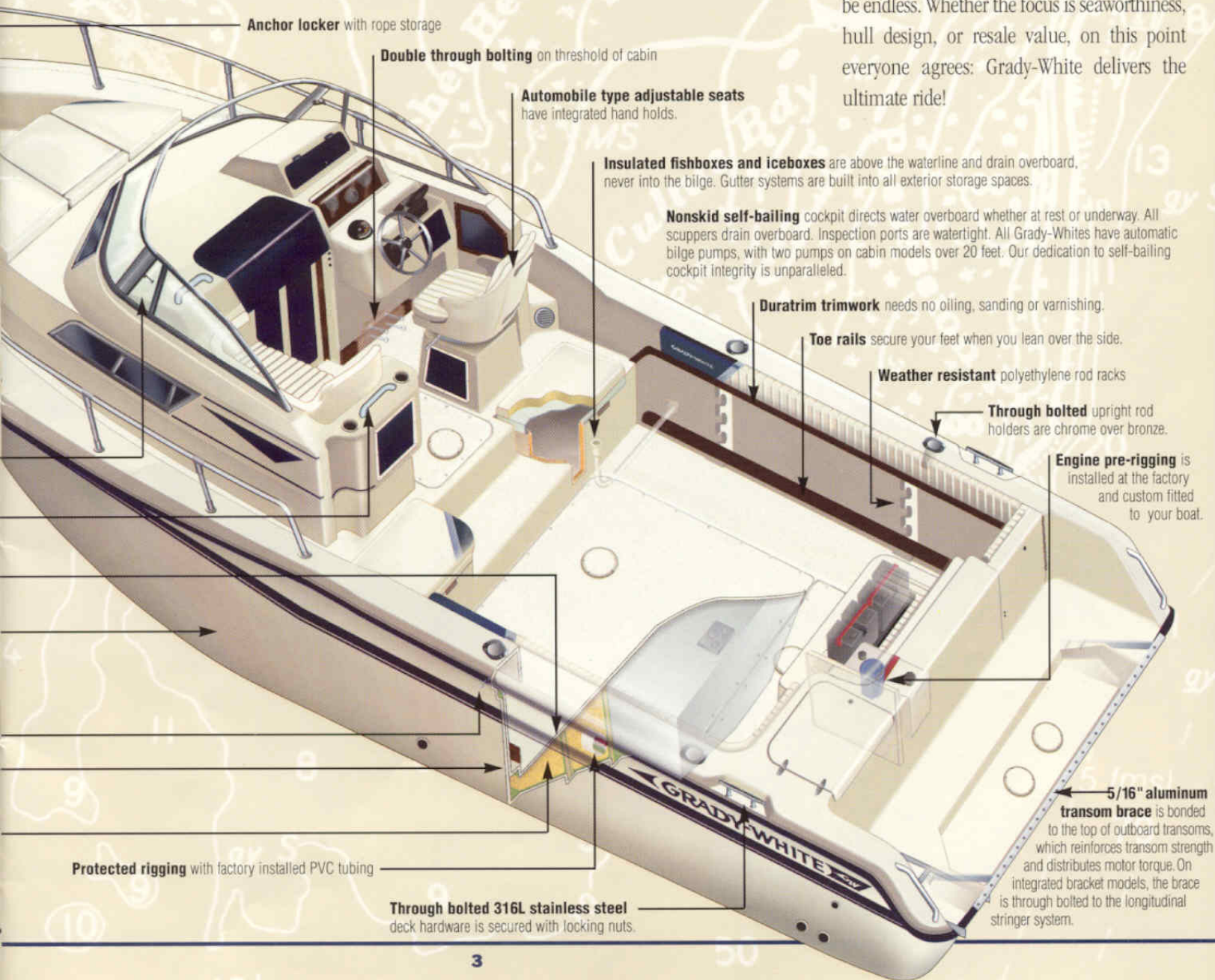
at classified ads to see what good prices previously owned Grady-White boats command. In fact, in a current survey, over a third of those who bought recent model Grady-Whites report that resale value was a key factor in the purchase decision.

Ask Grady-White families what they like best about their boats and the responses will be endless. Whether the focus is seaworthiness, hull design, or resale value, on this point everyone agrees: Grady-White delivers the ultimate ride!



23' GRADY WHITE 232 GT, T/150 Johnsons, hardtop, new canvas, bow pulpit, 80 fuel, tabs, washdown, livewell, radar, all elect stereo, O/R, 2-ell Big John D/R, aux berth cushions, every option, used too little, mint. \$37,800.

1987 GRADY WHITE 25' Sailfish, Twin 175 Mercs, loaded, immaculate. \$40,000. #28



**Anchor locker** with rope storage

**Double through bolting** on threshold of cabin

**Automobile type adjustable seats** have integrated hand holds.

**Insulated fishboxes and iceboxes** are above the waterline and drain overboard, never into the bilge. Gutter systems are built into all exterior storage spaces.

**Nonskid self-bailing cockpit** directs water overboard whether at rest or underway. All scuppers drain overboard. Inspection ports are watertight. All Grady-Whites have automatic bilge pumps, with two pumps on cabin models over 20 feet. Our dedication to self-bailing cockpit integrity is unparalleled.

**Duratrim trimwork** needs no oiling, sanding or varnishing.

**Toe rails** secure your feet when you lean over the side.

**Weather resistant polyethylene rod racks**

**Through bolted upright rod holders** are chrome over bronze.

**Engine pre-rigging** is installed at the factory and custom fitted to your boat.

**Protected rigging** with factory installed PVC tubing

**Through bolted 316L stainless steel deck hardware** is secured with locking nuts.

**5/16" aluminum transom brace** is bonded to the top of outboard transoms, which reinforces transom strength and distributes motor torque. On integrated bracket models, the brace is through bolted to the longitudinal stringer system.

# “Our grandkids love to go explorin

## SPiRiT 175

Beam Amidships	7'5"
Bridge Clearance	4'9"
Center Line Length	17'5"
Cockpit Depth	23"
Cockpit Square Footage	33 sq. ft.
Hull Draft	12"
Maximum HP	140 hp
Standard Fuel Capacity	.48 gal.
Transom Width	7'4"
Weight w/o Engine	1500 lb.

### STANDARD FEATURES

#### SAFETY

- Automatic bilge pump (1100 GPH)
- Console grab rail
- Level flotation
- Nonskid fiberglass liner
- Self-bailing cockpit w/2 cockpit drains
- Stainless steel, 316 grade bow rail

#### COCKPIT AND DECK

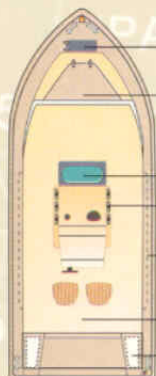
- 100% hand laid hull and deck
- Bow anchor locker (vertical)
- Fish box - 104 quart insulated fish box/storage area w/ob drain
- Heavy-duty gunwale molding
- International lighting
- Outboard shaft length - 20"
- Raised casting platform
- Rod holders (2)
- Rod storage racks (6 horizontal)
- Seating - pedestal chairs (2)
- Stainless steel, 316 grade through bolted deck hardware
- Steering - no feedback mechanical
- Steering - stainless steel, 316 grade steering wheel
- Storage - 2 aft deck lift out boxes
- Storage - 2 aft rigging compartments

#### CONSOLE

- Livewell - 48-quart forward aerated livewell
- Plexiglass windshield w/handrail
- Rod storage holders (6 vertical)
- Seating - forward console seat
- Storage - lockable electronics box
- Storage - 2 lockable storage compartments

#### OPTIONAL FEATURES

- Bow lifting ring
- Compass
- Folding Bimini top w/boot
- Livewell - raw water
- Seating - bench seat w/reversible back
- Seating - forward platform cushions
- Steering - mechanical tilt
- Stereo/cassette system
- Swim platform w/ladder



- Anchor locker
- 104-qt. insulated box
- Aerated livewell
- Vertical rod holders
- Horizontal rod racks
- 48-gal. underdeck gas tank
- Lift-out storage boxes



Horizontal rod racks



Insulated fish box/storage area

17' CENTER CONSOLE

out on the bay in our *Spirit 17.*”



Lockable electronics box and console storage



48-quart aerated livewell

# “Quality time for our family is a day trip

## TOURNAMENT 192

- Beam Amidships ..... 8'
- Bridge Clearance ..... 4'9"
- Center Line Length ..... 19'2"
- Cockpit Depth ..... 24"
- Cockpit Square Footage ..... 37 sq. ft.
- Hull Draft ..... 14"
- Maximum HP ..... 200 hp
- Standard Fuel Capacity ..... 60 gal.
- Transom Width ..... 7'8"
- Weight w/o Engine ..... 2075 lb.

### STANDARD FEATURES

#### SAFETY

- Automatic bilge pump (1100 GPH)
- Cockpit toe rails
- Companion grab rail
- Level flotation
- Nonskid fiberglass liner
- Self-bailing cockpit w/2 cockpit drains
- Stainless steel, 316 grade bow rail

#### COCKPIT AND DECK

- 100% hand laid hull and deck
- Cockpit lights
- Cutting board
- Drink holders (6)
- Duratrim trim work
- Heavy-duty gunwale molding
- Integrated outboard mounting system w/swim platform and ladder
- International lighting
- Outboard shaft length - 25"
- Rod holders (4)
- Rod storage racks (6 horizontal)
- Seating - starboard pedestal chair
- Seating - port sleeper seat
- Seating - 2 aft seats
- Seating - bow cushions
- Stainless steel, 316 grade through bolted deck hardware
- Steering - no feedback mechanical
- Steering - stainless steel, 316 grade steering wheel
- Storage - forward anchor locker w/rope storage
- Storage - 2 bow seat compartments
- Storage - lockable electronics box
- Storage - lockable glove box
- Storage - 2 lockable console storage compartments
- Storage - 53-quart insulated box
- Walk through windshield
- Windshield wiper (starboard)

### OPTIONAL FEATURES

- Battery select switch
- Bow lifting ring
- Cockpit shower w/10-gallon fresh water tank
- Compass
- Gunwale mounted freshwater system
- Head - portable
- Livewell - aerated
- Livewell - raw water
- Outrigger kit 15-ft. (gunwale mount)
- Seating - deluxe helm & companion chairs
- Seating - ice box cushion
- Seating - port pedestal chair
- Steering - hydraulic
- Steering - mechanical tilt
- Stereo/cassette system

### CANVAS OPTIONS

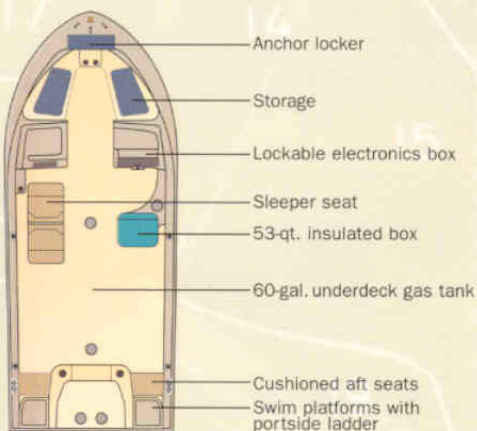
- Aft curtain
- Bow cover
- Covers for pedestal chairs
- Mooring cover
- Vista top w/side curtains and boot



Sleeper seat



Bow cushions



19' DUAL CONSOLE

to the coast in our *Tournament 19.*"



Swim platform with ladder



Insulated box/optional livewell



Aft seats and cutting board

“We spend every minute possible cruising”

**ADVENTURE 208**

- Beam Amidships ..... 8'1"
- Bridge Clearance ..... 5'9"  
w/Hardtop ..... 8'3"
- Center Line Length ..... 20'4"
- Cockpit Depth ..... 23"
- Cockpit Square Footage ..... 41 sq. ft.
- Hull Draft ..... 14"
- Maximum HP ..... 230 hp
- Standard Fuel Capacity ..... 82 gal.
- Transom Width ..... 7'10"
- Weight w/o Engine ..... 2650 lb.

**STANDARD FEATURES**

**SAFETY**

- Automatic bilge pump (1100 GPH)
- Basic flotation
- Cockpit toe rails
- Companion grab rail
- Fold down motorwell bulkhead
- Nonskid fiberglass liner
- Nonskid recessed walkaround
- Self-bailing cockpit w/2 cockpit drains
- Stainless steel, 316 grade bow rail

**CABIN**

- Berths - 2 forward vee berths
- Cabin light
- Forward hatch
- Lockable door w/screen
- Rod storage holders (4)
- Storage - 3 under berth compartments
- Storage - marine head compartment
- Windows - 2 sliding side windows w/screens

**COCKPIT AND DECK**

- 100% hand laid hull and deck
- Cockpit lights
- Drink holders (4)
- Duratrим trim work
- Fish box - 103-quart port fish box w/ob drain
- Fish box - 106-quart starboard fish box w/ob drain
- Footrests (helm & companion)
- Heavy-duty gunwale molding
- International lighting
- Outboard shaft length - 25"
- Rod holders (4)
- Rod storage racks (6 horizontal)
- Seating - 2 pedestal chairs
- Seating - 2 aft seats
- Seating - foredeck cushions
- Spring line cleats

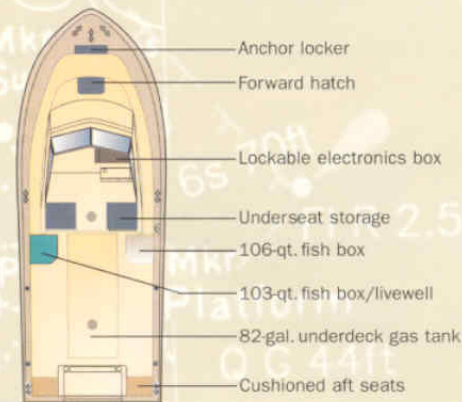
- Stainless steel, 316 grade through bolted deck hardware
- Steering - no feedback mechanical
- Steering - stainless steel, 316 grade steering wheel
- Storage - forward anchor locker w/rope storage
- Storage - lockable electronics box
- Storage - lockable storage under helm chair
- Storage - 2 tackle drawers under companion chair
- Ventilated windshield
- Windshield wiper (starboard)

**OPTIONAL FEATURES**

- Battery select switch
- Bow lifting ring
- Bow pulpit
- Cockpit shower w/ 10-gallon fresh water tank
- Compass
- Gunwale mounted freshwater system
- Hard top w/radio box & spreader lights
- Hard top rod holders
- Head - portable
- Head - portable w/in-line macerator
- Head - w/deck pump out
- Hydraulic trim tabs
- Livewell - aerated
- Livewell - raw water
- Outrigger kit 15-ft. (gunwale mount)
- Outrigger kit 15-ft. (hardtop mount)
- Seating - port & starboard fish box cushions
- Steering - hydraulic
- Stereo/cassette system
- Swim platform w/ladder
- Washdown - pressurized sea water w/hose
- Windshield wiper (port)

**CANVAS OPTIONS**

- Covers for pedestal chairs
- Drop curtain
- Hardtop curtains
- Helm station cover
- Mooring cover
- Vista top w/side curtains and boot



Swim platform with ladder



106-quart insulated fish box



20' WALKAROUND CABIN

ing together in our *Adventure 20.*''



*Recessed walkaround*



*Optional vista top*



*Cabin interior*

“I bought my *Escape 20* for serious



Optional lean bar



Head compartment and livewell



120-quart insulated fish box

fishing, and my family loves it too.”



**ESCAPE 209**

- Beam Amidships ..... 8'1"
- Bridge Clearance ..... 5'9"
- Center Line Length ..... 20'4"
- Cockpit Depth ..... 23"
- Cockpit Square Footage ..... 51 sq. ft.
- Hull Draft ..... 14"
- Maximum HP ..... 230 hp
- Standard Fuel Capacity ..... 82 gal.
- Transom Width ..... 7'10"
- Weight w/o Engine ..... 2450 lb.

**STANDARD FEATURES**

**SAFETY**

- Automatic bilge pump (1100 GPH)
- Basic flotation
- Cockpit toe rails
- Console grab rail
- Fold down motor well bulkhead
- Nonskid fiberglass liner
- Self-bailing cockpit w/2 cockpit drains
- Stainless steel, 316 grade bow rail

**COCKPIT AND DECK**

- 100% hand laid hull and deck
- Cockpit lights
- Fish box - 83-quart port fish box w/ob drain
- Fish box - 120-quart starboard fish box w/ob drain
- Heavy-duty gunwale molding
- International lighting
- Outboard shaft length - 25"
- Raised casting platform
- Rod holders (4)
- Rod storage racks (6 horizontal)
- Seating - 2 pedestal chairs
- Seating - 2 aft seats
- Spring line cleats
- Stainless steel, 316 grade through bolted deck hardware
- Storage - forward anchor locker w/rope storage
- Storage - 2 aft rigging compartments

**CONSOLE**

- Drink holders (2)
- Livewell - 38-quart forward raw water livewell
- Plexiglass windshield w/handrail
- Rod storage holders (6 vertical)
- Seating - forward console seat w/cushion
- Steering - no feedback mechanical
- Steering - stainless steel, 316 grade steering wheel
- Storage - forward compartment for storage or portable head
- Storage - lockable electronics box
- Storage - 2 lockable storage compartments

**OPTIONAL FEATURES**

- Battery select switch
- Bow lifting ring
- Bow pulpit
- Cockpit bolsters
- Cockpit shower w/10-gallon fresh water tank
- Compass
- Gunwale mounted freshwater system
- Head - portable
- Hydraulic trim tabs
- Livewell (lean bar option only) - 23-gallon raw water w/cushion seat
- Outrigger kit 15-foot (gunwale mount)
- Rod storage holders on deluxe lean bar (4)
- Seating - forward platform cushions
- Seating - bench seat w/reversible back
- Seating - deluxe lean bar w/backrest
- Seating - deluxe helm and companion chairs
- Steering - hydraulic
- Steering - mechanical tilt
- Stereo/cassette system
- Swim platform w/ladder
- Washdown - pressurized sea water w/hose

**CANVAS OPTIONS**

- Bimini top w/boot
- Casting platform privacy curtain
- Casting platform sprayhood w/boot
- Connector top to sprayhood
- Console cover
- Covers for pedestal chairs
- Mooring cover



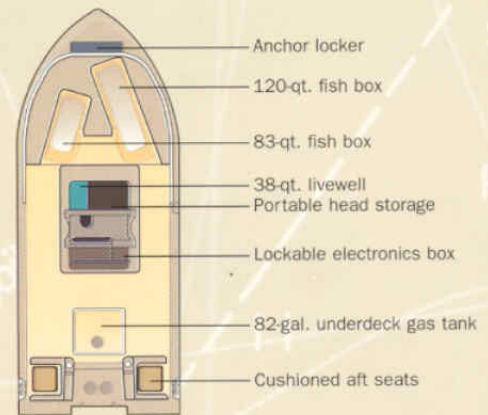
Standard pedestal seats



Casting platform with optional cushions



Optional Bimini top



“We really enjoy fishing with friends



Insulated fish box



Cockpit forward



Cabin interior

# in our walkaround *Seafarer 22.*



## SEAFARER 22

Beam Amidships .....	8'
Bridge Clearance .....	6'2"
w/Hardtop .....	7'11"
Center Line Length .....	22'2"
Cockpit Depth .....	26"
Cockpit Square Footage .....	49 sq. ft.
Hull Draft .....	15"
Maximum HP .....	280 hp
Standard Fuel Capacity .....	92 gal.
Transom Width .....	7'11"
Weight w/o Engine	
226 .....	2875 lb.
227 w/230 h.p. ....	3876 lb.
228G .....	3000 lb.

### STANDARD FEATURES

SAFETY	226	227	228G
2 automatic bilge pumps (total 2200 GPH).....	X	X	X
Basic flotation .....	X	X	X
Cockpit toe rails .....	X	X	X
Companion grab rail .....	X	X	X
Fold down motorwell bulkhead .....	X		
Nonskid fiberglass liner .....	X	X	X
Nonskid recessed walkaround.....	X	X	X
Self-bailing cockpit w/4 cockpit drains.....	X	X	X
Stainless steel, 316 grade bow rail.....	X	X	X

CABIN	226	227	228G
Berths - 2 forward vee berths.....	X	X	X
Cabin light .....	X	X	X
Forward hatch .....	X	X	X
Lockable door w/screen & companionway hatch.....	X	X	X
Rod storage holders (4) .....	X	X	X
Storage - 3 under berth compartments .....	X	X	X
Storage - cabinet .....	X	X	X
Storage - marine head compartment .....	X	X	X
Windows - 2 front windows .....	X	X	X
Windows - 2 sliding side windows w/screens .....	X	X	X

COCKPIT & DECK	226	227	228G
100% hand laid hull and deck.....	X	X	X
Bait rigging area w/cutting board & drink holders.....		X	X
Cockpit lights .....	X	X	X
Drink holders .....	4	6	4
Duratrим trim work .....	X	X	X
Fish box - 190-quart starboard fish box w/ob drain .....	X	X	X
Fish box - divided port fish box (80-quart & 45-quart sections, both w/ob drain) .....	X	X	X
Fish box - 60-quart aft fish box .....		X	X
Footrests (helm & companion) .....	X	X	X
Heavy-duty gunwale molding .....	X	X	X
Insulated engine box w/drink holders .....	X	X	X
International lighting .....	X	X	X
Outboard shaft length - 25" .....	X	X	X
Rod holders (4) .....	X	X	X

	226	227	228G
Rod storage holders (4 vertical) .....		X	X
Rod storage racks (6 horizontal) .....	X	X	X
Seating - 2 pedestal chairs .....	X	X	X
Seating - port aft facing seat .....	X	X	X
Seating - starboard fish box cushion .....	X	X	X
Seating - 2 aft seats.....	X	X	X
Seating - foredeck cushions .....	X	X	X
Spring line cleats .....	X	X	X
Stainless steel, 316 grade through bolted deck hardware .....	X	X	X
Steering - hydraulic.....			X
Steering - no feedback mechanical .....	X		
Steering - power .....		X	
Steering - stainless steel, 316 grade steering wheel .....	X	X	X
Storage - forward anchor locker w/rope storage .....	X	X	X
Storage - lockable helm station radio box .....	X	X	X
Storage - tackle drawers under helm & companion chairs .....	X	X	X
Ventilated windshield .....	X	X	X
Windshield wiper (starboard).....	X	X	X

### OPTIONAL FEATURES

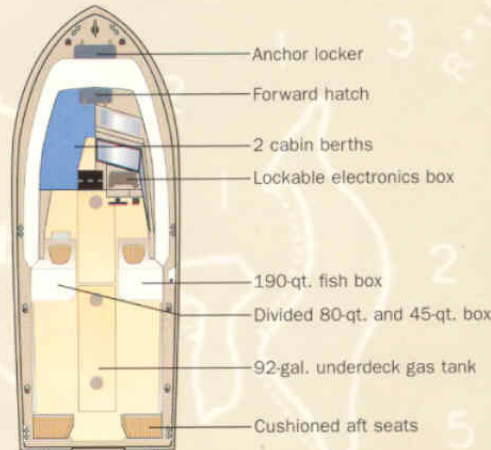
	226	227	228G
Auxiliary fuel capacity - 56-gallon.....	X		X
Battery select switch .....	X	X	X
Bow lifting ring .....	X	X	X
Bow pulpit .....	X	X	X
Cockpit bolsters .....	X	X	X
Cockpit shower w/10-gallon fresh water tank .....	X	X	X
Compass .....	X	X	X
Gunwale mounted freshwater system .....	X	X	X
Hard top w/radio box & spreader lights .....	X	X	X
Hard top rod holders .....	X	X	X
Head - portable .....	X	X	X
Head - portable w/in line macerator .....	X	X	X
Head - w/deck pump out .....	X	X	X
Hydraulic trim tabs .....	X	X	X
Livewell - aerated .....	X	X	X
Livewell - raw water .....	X	X	X
Outrigger kit 15-ft. (gunwale mount).....	X	X	X
Outrigger kit 15-ft. (hardtop mount) .....	X	X	X
Seating - deluxe helm & companion chairs .....	X	X	X
Steering - hydraulic.....	X		
Steering - tilt .....	X		X
Stereo/cassette system .....	X	X	X
Swim platform w/ladder .....	X	X	X
Swim platform w/ladder (full width) .....		X	X
Washdown - pressurized sea water w/hose ..	X	X	X
Windshield wiper (port) .....	X	X	X

### CANVAS OPTIONS

	226	227	228G
Covers for pedestal chairs .....	X	X	X
Drop curtain .....	X	X	X
Folding top & side curtains w/boot .....	X	X	X
Hardtop curtains .....	X	X	X
Helm station cover .....	X	X	X
Mooring cover .....	X	X	X



Aft cockpit, rigging station, shower



“Whether we are snorkeling or reef f



Helm area with lockable electronics box



Cockpit forward



225G aft cockpit

# ...hing, we love our *Tournament 22.*



## TOURNAMENT 22

Beam Amidships .....	8'
Bridge Clearance .....	5'5"
Center Line Length .....	22'2"
Cockpit Depth .....	26"
Cockpit Square Footage .....	49 sq. ft.
Hull Draft .....	15"
Maximum HP .....	230 hp
Standard Fuel Capacity .....	92 gal.
Transom Width .....	7'11"
Weight w/o Engine	
223 .....	2875 lb.
225G .....	3000 lb.

### STANDARD FEATURES

SAFETY	223	225G
Automatic bilge pump (1500 GPH).....	X	X
Basic flotation .....	X	X
Cockpit toe rails .....	X	X
Companion grab rail .....	X	X
Fold down motor well bulkhead .....	X	X
Nonskid fiberglass liner.....	X	X
Self-bailing cockpit w/4 cockpit drains .....	X	X
Stainless steel, 316 grade bow rail .....	X	X

COCKPIT AND DECK	223	225G
100% hand laid hull and deck .....	X	X
Bait rigging area w/cutting board and drink holders .....	X	X
Cockpit lights .....	X	X
Drink holders (6).....	X	X
Duratrим trim work .....	X	X
Fish box - 190-quart starboard fish box w/ob drain .....	X	X
Fish box - divided port fish box (90-quart & 45-quart sections, both w/ob drain) .....	X	X
Fish box - 60-quart aft fish box .....	X	X
Footrests (helm & companion).....	X	X
Heavy-duty gunwale molding .....	X	X
Ice box - 30-quart bow seat starboard ice box.....	X	X
International lighting .....	X	X
Outboard shaft length - 25".....	X	X
Rod holders (4) .....	X	X
Rod storage holders (4 vertical).....	X	X
Rod storage racks (6 horizontal) .....	X	X
Seating - 2 pedestal chairs .....	X	X
Seating - port & starboard fish box cushions.....	X	X
Seating - 2 aft seats .....	X	X
Seating - bow cushions .....	X	X
Spring line cleats .....	X	X
Stainless steel, 316 grade through bolted deck hardware .....	X	X
Steering - hydraulic .....	X	X
Steering - no feedback mechanical .....	X	X
Steering - stainless steel, 316 grade steering wheel.....	X	X
Storage - forward anchor locker w/rope storage .....	X	X

	223	225G
Storage - bow seat port storage compartments.....	X	X
Storage - lockable electronics box .....	X	X
Storage - lockable glove box .....	X	X
Storage - lockable console storage compartment .....	X	X
Storage - lockable console tackle drawers.....	X	X
Walk through windshield .....	X	X
Windshield wiper (starboard).....	X	X

### OPTIONAL FEATURES

	223	225G
Auxiliary fuel capacity - 56-gallon .....	X	X
Battery select switch .....	X	X
Bow lifting ring .....	X	X
Bow pulpit .....	X	X
Cockpit bolsters .....	X	X
Cockpit shower w/10-gallon fresh water tank .....	X	X
Compass .....	X	X
Gunwale mounted freshwater system.....	X	X
Hydraulic trim tabs .....	X	X
Livewell - aerated .....	X	X
Livewell - raw water .....	X	X
Outrigger kit 15-ft. (gunwale mount) .....	X	X
Seating - deluxe helm & companion chairs .....	X	X
Seating - sleeper seat (port) .....	X	X
Steering - hydraulic .....	X	X
Stereo/cassette system .....	X	X
Swim platform w/ladder .....	X	X
Swim platform w/ladder (full width) .....	X	X
Washdown - pressurized sea water w/hose .....	X	X

### CANVAS OPTIONS

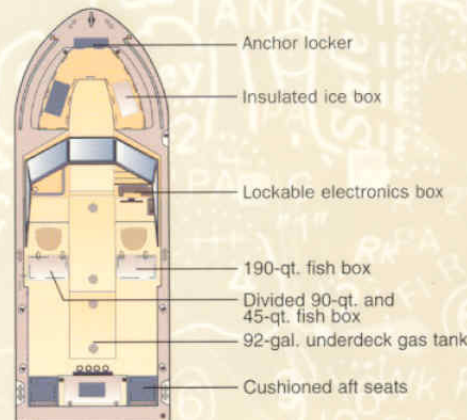
	223	225G
Bow cover .....	X	X
Covers for pedestal chairs.....	X	X
Drop curtain .....	X	X
Mooring cover .....	X	X
Vista top w/side curtains and boot .....	X	X



Optional vista top and side curtains



Tackle drawers/console storage



# “For weekend exploring or offshore fishi



*Aft bench seat*



*Cabin interior*





# g, the *Gulfstream 23* is a great boat."



## GULFSTREAM 232

Beam Amidships .....	9'3"
Bridge Clearance .....	6'5"
w/Hardtop .....	8'2"
Center Line Length .....	23'5"
Cockpit Depth .....	27"
Cockpit Square Footage .....	56 sq. ft.
Hull Draft .....	17"
Maximum HP .....	350 hp
Standard Fuel Capacity .....	148 gal.
Transom Width .....	8'10"
Weight w/o Engine	
232G .....	4025 lb.
232GT .....	4092 lb.

## STANDARD FEATURES

### SAFETY

- 2 Automatic bilge pumps (total 2600 GPH)
- Basic flotation
- Cockpit toe rails
- Companion grab rail
- Nonskid fiberglass liner
- Nonskid recessed walkaround
- Self-bailing cockpit w/4 cockpit drains
- Stainless steel, 316 grade bow rail

### CABIN

- Cabin lights
- Berths - 2 berths (upper & lower)
- Forward hatch
- Ice box - insulated ice box w/ob drain
- Lockable door w/screen & companionway hatch
- Mirror
- Port side galley w/sink
- Rod storage holders (2)
- Storage - forward compartment
- Storage - port compartment
- Storage - marine head compartment
- Storage - under berth compartment
- Storage - under sink compartment
- Storage - under step compartment
- Windows - 2 front windows
- Windows - 2 sliding side windows w/screens

### COCKPIT AND DECK

- 100% hand laid hull and deck
- Cockpit lights
- Drink holders (4)
- Duratrim trim work
- Ice box - 38-quart port insulated ice box w/ob drain
- Fish box - 265-quart starboard insulated fish box w/ob drain
- Fish box - 38-quart insulated aft deck boxes w/ob drains (2)
- Footrests (helm & companion)

- Fuel tanks - 92-gallon tank, 56-gallon tank
- Heavy duty gunwale molding
- Hydraulic trim tabs
- International lighting
- Livewell - 104-quart port insulated raw water livewell w/ob drain
- Outboard shaft length - 25"
- Rod holders (4)
- Rod storage racks (6 horizontal)
- Seating - foredeck cushions
- Seating - 2 pedestal chairs
- Seating - port aft facing seat
- Seating - starboard fish box cushion
- Seating - molded in aft bench seat
- Spring line cleats
- Stainless steel, 316 grade through bolted deck hardware
- Steering - hydraulic
- Steering - stainless steel, 316 grade steering wheel
- Storage - forward anchor locker w/rope storage
- Storage - lockable electronics box
- Storage - 2 tackle trays under helm chair
- Storage - 2 tackle drawers under companion seat
- Ventilated windshield
- Washdown - pressurized sea water w/hose
- Water tank (fresh) - 10-gallon
- Windshield wipers

## OPTIONAL FEATURES

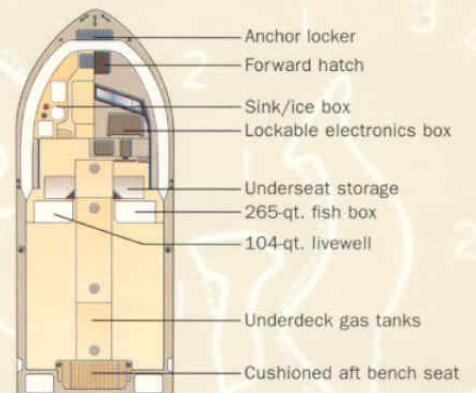
- Battery select switch
- Bow lifting ring
- Bow pulpit
- Cockpit bolsters
- Cockpit shower
- Compass
- Cushions - lower berth filler cushions
- Fuel - optional 182-gallon total capacity (90-gallon tank, 92-gallon tank)
- Grady-Drive (twins)
- Gunwale mounted freshwater system
- Hard top w/radio box & spreader lights
- Hard top rod holders
- Head - w/deck pump out
- Head - portable
- Head - portable w/in line macerator
- Outrigger kit 15-ft. (gunwale mount)
- Outrigger kit 15-ft. (hardtop mount)
- Outrigger kit 18-ft. (Lee Jr. cabin side mount)
- Rod storage - folding cabin rack (6)
- Seating - deluxe helm & companion chairs
- Steering - tilt
- Stereo/cassette system
- Swim platform w/ladder
- Swim platform w/ladder (full width)
- Windshield washer - starboard (freshwater)

## CANVAS OPTIONS

- Covers for pedestal chairs
- Drop curtain
- Hardtop curtains
- Helm station cover
- Vista top w/side curtains and boot



Helm station with lockable electronics box




STRIKE 247

“Inshore or offshore, the *Strike 24* roo



Transom door 44ft



Lockable electronics box



... cockpit and head mean more comfort."



**STRIKE 247**

Beam Amidships .....	8'6"
Bridge Clearance .....	6'10"
w/T-top .....	8'5"
Center Line Length .....	24'9"
Cockpit Depth .....	26"
Cockpit Square Footage .....	62 sq. ft.
Hull Draft .....	15"
Maximum HP .....	350 hp
Standard Fuel Capacity .....	151 gal.
Transom Width .....	7'10"
Weight w/o Engine .....	3500 lb.

**STANDARD FEATURES**

- SAFETY**  
 Automatic bilge pump (1500 GPH)  
 Basic flotation  
 Cockpit toe rails  
 Console grab rail  
 Nonskid fiberglass liner  
 Self-bailing cockpit w/4 cockpit drains  
 Stainless steel, 316 grade bow rail

**COCKPIT & DECK**

- 100% hand laid hull and deck  
 Cockpit lights  
 Fish box - 120-quart divided port fish box w/ob drain  
 Fish box - 120-quart starboard fish box w/ob drain  
 Heavy-duty gunwale molding  
 Hydraulic trim tabs  
 Integrated outboard mounting system  
     w/swim platform & ladder  
 International lighting  
 Outboard shaft length (twin) - 25"  
 Outboard shaft length (single) - 30"  
 Raised casting platform  
 Rod holders (4)

- Rod storage racks (6 horizontal)  
 Seating - 2 pedestal chairs  
 Seating - molded in aft bench seat w/cushion  
 Spring line cleats  
 Stainless steel, 316 grade through bolted deck hardware  
 Storage - forward anchor locker w/rope storage  
 Transducer mounting flats  
 Transom door

**CONSOLE**

- Console ventilator  
 Drink holders (2)  
 Head - lockable console w/stand-up head area  
 Plexiglass windshield w/handrail  
 Steering - hydraulic  
 Steering - stainless steel, 316 grade steering wheel  
 Storage - lockable electronics box  
 Storage - under footrest

**OPTIONAL FEATURES**

- Battery select switch  
 Bow lifting ring  
 Bow pulpit  
 Cockpit bolsters  
 Cockpit shower w/20-gallon fresh water tank  
 Compass  
 Electronics flush mount kit  
 Gunwale mounted freshwater system  
 Head - w/deck pump out  
 Head - portable  
 Head - portable w/in-line macerator  
 Livewell - 23-gallon raw water w/cushion seat  
 Outrigger kit 15-ft. (gunwale mount)  
 Rod storage holders on deluxe lean bar (4)  
 Seating - deluxe helm & companion chairs  
 Seating - deluxe lean bar w/backrest  
 Seating - forward platform cushions  
 Steering - tilt  
 Stereo/cassette system  
 Storage - lockable storage in lean bar seat  
 Storage - lockable tackle trays in lean bar seat  
 T-top w/rod holders & radio box  
 Washdown - pressurized sea water w/hose

**CANVAS OPTIONS**

- Bimini top w/boot  
 Casting platform privacy curtain  
 Casting platform sprayhood w/boot  
 Connector top to sprayhood  
 Console cover  
 Covers for pedestal chairs  
 Mooring cover



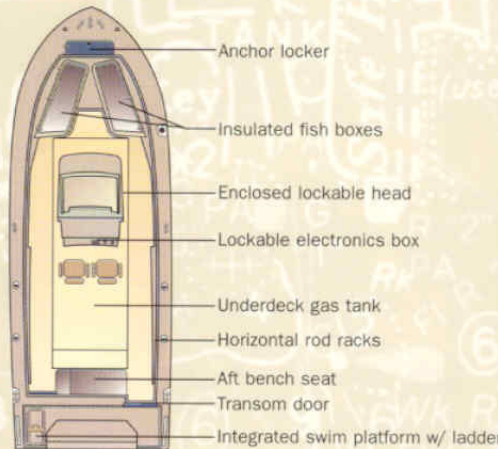
Lockable enclosed head



Bow insulated fish boxes



Cockpit forward



# “The *Voyager 24* is the perfect boat for

## VOYAGER 248

Beam Amidships .....	8'6"
Bridge Clearance .....	7'
w/Hardtop .....	8'9"
Center Line Length .....	24'9"
Cockpit Depth .....	26"
Cockpit Square Footage .....	55 sq. ft.
Hull Draft .....	15"
Maximum HP .....	350 h.p.
Standard Fuel Capacity .....	105 gal.
Transom Width .....	7'10"
Weight w/o Engine .....	4043 lb.

- Seating - 2 pedestal chairs
- Seating - port & starboard fish box cushions
- Seating - molded in aft bench seat
- Seating - foredeck cushions
- Spring line cleats
- Stainless steel, 316 grade through bolted deck hardware
- Steering - stainless steel, 316 grade steering wheel
- Steering - hydraulic
- Storage - forward anchor locker w/rope storage
- Storage - lockable helm station electronics box
- Storage - lockable storage under helm seat
- Storage - tackle drawer under companion seat
- Storage - aft deck lift out box
- Transducer mounting flats
- Ventilated windshield

### STANDARD FEATURES

#### SAFETY

- 2 automatic bilge pumps (total 2600 GPH)
- Basic flotation
- Cockpit toe rails
- Companion grab rail
- Nonskid fiberglass liner
- Nonskid recessed walkaround
- Self-bailing cockpit w/4 cockpit drains
- Stainless steel, 316 grade bow rail

#### CABIN

- Cabin light
- Carpet
- Berths - 2 forward vee berths
- Forward translucent hatch w/screen
- Lockable door w/screen & companionway hatch
- Rod storage holders (4)
- Storage - 5 under berth compartments
- Storage - marine head compartment
- Windows - 2 opening port windows w/screens

#### COCKPIT AND DECK

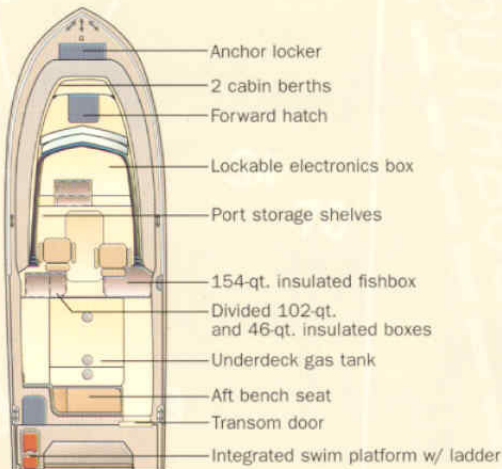
- 100% hand laid hull and deck
- Cockpit lights
- Drink holders (3)
- Duratrim trim work
- Fish box - 154-quart starboard insulated fish box w/ob drain
- Fish box - 102-quart port insulated w/ob drain
- Footrest (helm & companion)
- Heavy-duty gunwale molding
- Hydraulic trim tabs
- Ice box - 46-quart port insulated ice box w/ob drain
- Integrated outboard mounting system w/swim platform and ladder
- International lighting
- Outboard shaft length (single) - 30"
- Outboard shaft length (twin) - 25"
- Rod holders (4)
- Rod storage racks (6 horizontal)

### OPTIONAL FEATURES

- Auxiliary fuel capacity - 56-gallon
- Battery select switch
- Bow lifting ring
- Bow pulpit
- Cockpit bolsters
- Cockpit shower w/10-gallon fresh water tank
- Compass
- Gunwale mounted freshwater system
- Hard top w/radio box & spreader lights
- Hard top rod holders
- Head - w/deck pump out
- Head - portable
- Head - portable w/in line macerator
- Livewell - aerated
- Livewell - raw water
- Outrigger kit 15-ft. (gunwale mount)
- Outrigger kit 15-ft. (hardtop mount)
- Rod storage - folding cabin rack (6)
- Seating - deluxe helm & companion chairs
- Steering - tilt
- Stereo/cassette system
- Washdown - pressurized sea water w/hose
- Windshield wiper - (port)

### CANVAS OPTIONS

- Covers for pedestal chairs
- Drop curtain
- Hardtop curtains
- Helm station cover
- Mooring cover
- Vista top w/side curtains and boot



Port storage shelf



Helm area with switch panel



24' WALKAROUND CABIN

weekend vacations and coastal exploring.”



*Cockpit forward*



*Cabin interior*



*Aft bench seat and transom door*

# “The head inside the center console makes

## CHASE 263

Beam Amidships	8'6"
Bridge Clearance	6'10"
w/T-Top	8'5"
Center Line Length	26'11"
Cockpit Depth	29"
Cockpit Square Footage	65 sq. ft.
Hull Draft	15"
Maximum HP	400 hp
Standard Fuel Capacity	203 gal.
Transom Width	7'10"
Weight w/o Engine	3975 lb.

### STANDARD FEATURES

#### SAFETY

- Automatic bilge pump (1500 GPH)
- Basic flotation
- Cockpit toe rails
- Console grab rails
- Nonskid fiberglass liner
- Self-bailing cockpit w/4 cockpit drains
- Stainless steel, 316 grade bow rail

#### COCKPIT AND DECK

- 100% hand laid hull and deck
- Cockpit lights
- Drink holder (1)
- Fish box - 120-quart divided port fish box w/ob drain
- Fish box - 120-quart starboard fish box w/ob drain
- Heavy-duty gunwale molding
- Hydraulic trim tabs
- Integrated outboard mounting system w/swim platform & ladder
- International lighting
- Lockable side storage for 6 rods
- Outboard shaft length (twin) - 25"
- Outboard shaft length (single) - 30"
- Raised casting platform
- Rod holders (4)
- Rod storage holders on deluxe lean bar (4)
- Rod storage racks (6 horizontal)
- Seating - deluxe lean bar w/backrest
- Seating - molded in aft bench seat w/cushion
- Spring line cleats
- Stainless steel, 316 grade through bolted deck hardware
- Storage - forward anchor locker w/rope storage
- Storage - aft deck lift out box
- Storage - lockable storage in lean bar seat
- Storage - lockable tackle trays in lean bar seat
- Transducer mounting flats
- Transom door

#### CONSOLE

- Console ventilator
- Drink holders (2)
- Head - lockable console w/stand up head area, storage shelves, hanging locker
- Plexiglass windshield w/handrail
- Seating - molded forward console seat w/cushion
- Steering - hydraulic
- Steering - stainless steel, 316 grade steering wheel
- Storage - lockable plexiglass console door
- Storage - lockable electronics box
- Storage - under footrest

#### OPTIONAL FEATURES

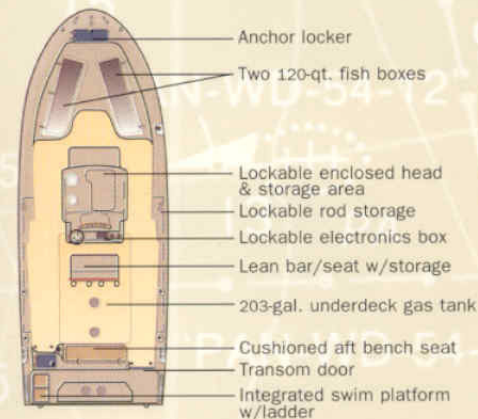
- Battery select switch
- Bow lifting ring
- Bow pulpit
- Cockpit bolsters
- Cockpit shower w/20-gallon fresh water tank
- Compass
- Electronics flush mount kit
- Freshwater system mounted on lean bar
- Head - w/deck pump out
- Head - portable
- Head - portable w/in-line macerator
- Livewell - aerated
- Livewell - 23-gallon raw water w/cushion seat
- Outrigger kit 15-ft. (gunwale mount)
- Seating - forward platform cushions
- Steering - tilt
- Stereo/cassette system
- T-top w/rod holders & radio box
- Washdown - pressurized sea water w/hose

#### CANVAS OPTIONS

- Bimini top w/boot
- Casting platform privacy curtain
- Casting platform sprayhood w/boot
- Connector top to sprayhood
- Console cover
- Mooring cover



Lockable enclosed head and storage area



Lean bar with livewell



Aft bench seat



26' CENTER CONSOLE

the *Chase 26* a great family boat, too.”



Lockable rod storage racks



Console helm station with lockable electronics box



Single engine

# “The *Islander 26* bench seating at the

## ISLANDER 268

Beam Amidships	8'6"
Bridge Clearance	7' w/Hardtop
Center Line Length	26'11"
Cockpit Depth	27"
Cockpit Square Footage	57 sq. ft.
Hull Draft	15"
Maximum HP	400 hp
Standard Fuel Capacity	134 gal.
Transom Width	7'10"
Weight w/o Engine	4660 lb.

### STANDARD FEATURES

#### SAFETY

- 2 automatic bilge pumps (total 2600 GPH)
- Basic flotation
- Cockpit toe rails
- Companion grab rail
- Nonskid fiberglass liner
- Nonskid recessed walkaround
- Self-bailing cockpit w/4 cockpit drains
- Stainless steel, 316 grade bow rail

#### CABIN

- Cabin lights
- Carpet
- Berths - 2 forward vee berths
- Forward hatch w/screen
- Head - enclosed head area w/sink and lamp
- Lockable door w/screen & companionway hatch
- Mirror
- Port side galley w/sink
- Refrigerator
- Rod storage holders (2)
- Storage - 3 under berth compartments
- Storage - galley area
- Stove - butane
- Table
- Water tank (fresh) - 32-gallon
- Windows - 2 front windows
- Windows - 2 sliding side windows w/screens

#### COCKPIT AND DECK

- 100% hand laid hull and deck
- Cockpit lights
- Drink holders (6)
- Duratrим trim work
- Fish box - 186-quart starboard insulated fish box w/ob drain
- Fish box - 104-quart port insulated w/ob drain
- Footrest (helm)
- Heavy-duty gunwale molding
- Hydraulic trim tabs
- Ice box - 38-quart port insulated ice box w/ob drain
- Integrated outboard mounting system w/swim platform and ladder
- International lighting
- Outboard shaft length (single) - 30"

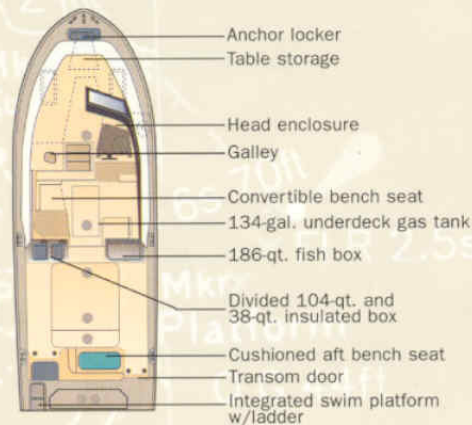
- Outboard shaft length (twin) - 25"
- Rod holders (4)
- Rod storage racks (6 horizontal)
- Seating - 1 pedestal chair (starboard)
- Seating - convertible bench seat (port)
- Seating - port & starboard fish box cushions
- Seating - molded in aft bench seat
- Seating - foredeck cushions
- Spring line cleats
- Stainless steel, 316 grade through bolted deck hardware
- Steering - stainless steel, 316 grade steering wheel
- Steering - hydraulic
- Storage - forward anchor locker w/rope storage
- Storage - lockable electronics box
- Storage - lockable storage behind companion seat
- Storage - 2 tackle drawers under helm seat
- Storage - aft deck lift out box
- Transducer mounting flats
- Transom door
- Ventilated windshield
- Windshield wipers

### OPTIONAL FEATURES

- Auxiliary fuel capacity - 26-gallon
- Auxiliary fuel capacity - 71-gallon (twins only)
- Battery select switch
- Battery charger
- Bow lifting ring
- Bow pulpit
- Cockpit bolsters
- Cockpit shower
- Compass
- Dockside power w/galvanic isolator
- Gunwale mounted freshwater system
- Hard top w/radio box & spreader lights
- Hard top rod holders
- Head - w/deck pump out
- Head - portable
- Head - portable w/in line macerator
- Head - marine head w/electric flush
- Head - marine head w/holding tank, pump out
- Hot water heater (110V) requires dockside power
- Livewell - aerated
- Livewell - raw water
- Microwave oven
- Outrigger kit 15-ft. (gunwale mount)
- Outrigger kit 15-ft. (hardtop mount)
- Outrigger kit 18-ft. (Lee Jr. cabin side mount)
- Rod storage - folding cabin rack (6)
- Seating - deluxe helm chair
- Shower
- Steering - tilt
- Stereo/cassette system
- Washdown - pressurized sea water w/hose
- Windshield washer - starboard (freshwater)

### CANVAS OPTIONS

- Cover for pedestal chair
- Drop curtain
- Hardtop curtains
- Helm station cover
- Vista top w/side curtains and boot



Recessed walkaround



Head enclosure





26' WALKAROUND CABIN

helm area brings the family together.”



Single engine



Cabin interior



Cockpit forward

“Our *Sailfish 27* is a great family boat



*Lockable electronics box*



*Helm and companion area*



*Cabin with enclosed head*

and we really like its fishing performance.”



**SAILFISH 272**

Beam Amidships .....	9'6"
Bridge Clearance .....	7'7"
w/Hardtop .....	9'4"
Center Line Length .....	27'10"
Cockpit Depth .....	28"
Cockpit Square Footage .....	59 sq. ft.
Hull Draft .....	18"
Maximum HP .....	450 hp
Standard Fuel Capacity .....	202 gal.
Transom Width .....	9'
Weight w/o Engines .....	5500 lb.

**STANDARD FEATURES**

**SAFETY**

- 2 automatic bilge pumps (total 3000 GPH)
- Basic flotation
- Cockpit toe rails
- Companion grab rail
- Nonskid fiberglass liner
- Nonskid recessed walkaround
- Self-bailing cockpit w/4 cockpit drains
- Stainless steel, 316 grade bow rail

**CABIN**

- Cabin lights
- Carpet
- Berths - 2 forward vee berths
- Berth - 1 aft berth
- Forward hatch w/screen
- Head - enclosed head area w/sink and lamp
- Lockable door w/screen & companionway hatch
- Mirror
- Port side galley w/sink
- Refrigerator
- Rod storage holders (4)
- Storage - 3 under berth compartments
- Storage - galley area
- Stove - butane
- Table
- Water tank (fresh) - 32-gallon
- Windows - 2 front windows
- Windows - 2 sliding side windows w/screens

**COCKPIT AND DECK**

- 100% hand laid hull and deck
- Anchor windlass wiring
- Cockpit bolsters
- Cockpit lights
- Drink holders (4)
- Duracrim trim work
- Fish box - 260-quart starboard insulated fish box w/ob drain
- Fish box - 104-quart port insulated fish box w/ob drain
- Footrests (helm & companion)
- Fuel tanks - 150-gallon tank, 52-gallon tank
- Heavy-duty gunwale molding
- Hydraulic trim tabs
- Ice box - 38-quart port insulated ice box w/ob drain
- Integrated outboard mounting system w/swim platform & ladder
- International lighting
- Livewell - 80-quart aft deck insulated raw water livewell w/ob drain

- Outboard shaft length - 25"
- Rod holders (4)
- Rod storage racks (6 horizontal)
- Seating - 2 pedestal chairs
- Seating - port & starboard fish box cushions
- Seating - molded in aft bench seat
- Seating - foredeck cushions
- Spring line cleats
- Stainless steel, 316 grade through bolted deck hardware
- Steering - stainless steel, 316 grade steering wheel
- Steering - hydraulic
- Storage - forward anchor locker w/rope storage
- Storage - lockable electronics box
- Storage - lockable storage under helm seat
- Storage - 2 tackle drawers under companion seat
- Transducer mounting flats
- Transom door
- Ventilated windshield
- Washdown - pressurized sea water w/hose
- Windshield wipers

**OPTIONAL FEATURES**

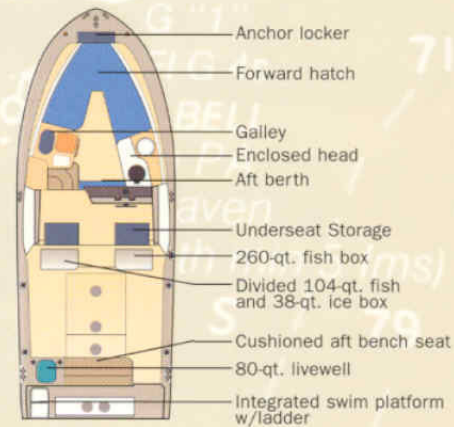
- Anchor windlass
- Battery select switch
- Battery charger
- Bow lifting ring
- Bow pulpit
- Cabin curtains
- Cockpit shower
- Compass
- Dockside power w/galvanic isolator
- Gunwale mounted freshwater system
- Hard top w/radio box & spreader lights
- Hard top rod holders
- Head - w/deck pump out
- Head - portable
- Head - portable w/in line macerator
- Head - marine head w/electric flush
- Head - marine head w/holding tank, pump out
- Hot water heater (110V) requires dockside power
- Microwave oven
- Outrigger kit 15-ft. (gunwale mount)
- Outrigger kit 15-ft. (hardtop mount)
- Outrigger kit 18-ft. (Lee Jr. cabin side mount)
- Rod storage - folding cabin rack (6)
- Seating - deluxe helm & companion chairs
- Shower
- Steering - tilt
- Stereo/cassette system
- Windshield washer - starboard (freshwater)

**CANVAS OPTIONS**

- Covers for pedestal chairs
- Drop curtain
- Hardtop curtains
- Helm station cover
- Vista top w/side curtains and boot



Cockpit forward



“With foam flotation and SeaV<sup>2</sup> hull tech



Aft bench seat and transom door



Tackle station



80-quart livewell

Technology, my *Marlin 30* is safe and fast."



**MARLIN 300**

- Beam Amidships ..... 10'7"
- Bridge Clearance ..... 8'3"  
w/Hardtop ..... 10'
- Length Overall (w/ Pulpit) ..... 32'7"
- Center Line Length ..... 30'6"
- Cockpit Depth ..... 29"
- Cockpit Square Footage ..... 74 sq. ft.
- Hull Draft ..... 19"
- Maximum HP ..... 500 hp
- Standard Fuel Capacity ..... 306 gal.
- Transom Width ..... 9'6"
- Weight w/o Engines ..... 7000 lb.

**STANDARD FEATURES**

**SAFETY**

- 2 automatic bilge pumps (total 3000 GPH)
- Basic flotation
- Cockpit toe rails
- Companion grab rail
- Nonskid fiberglass liner
- Nonskid recessed walkaround
- Self-bailing cockpit w/4 cockpit drains
- Stainless steel, 316 grade bow rail

**CABIN**

- Berths - 2 forward vee berths
- Berth - 1 aft double berth
- Cabin lights
- Carpet
- Curtains
- Forward hatch w/screen
- Head - enclosed head area w/sink and lamp
- Head - manual head, macerator, holding tank, and pump out
- Hot water heater
- Lockable door w/screen & companionway hatch
- Microwave oven
- Mirror
- Port side galley w/sink
- Refrigerator
- Rod storage racks (10)
- Rod storage - aft berth
- Shower
- Stereo/cassette system
- Storage - under berth compartments
- Storage - galley cabinets
- Stove - alcohol/electric
- Table
- Water tank - 39-gallon
- Windows - 2 front windows
- Windows - 2 sliding side windows w/screens
- Windows - aft berth window w/screen

**COCKPIT AND DECK**

- 100% hand laid hull and deck
- Anchor windlass wiring
- Battery select switch
- Batteries (4)
- Battery charger system
- Battery isolator
- Bow pulpit w/anchor davit
- Cockpit bolsters
- Cockpit lights
- Cockpit shower (recessed)

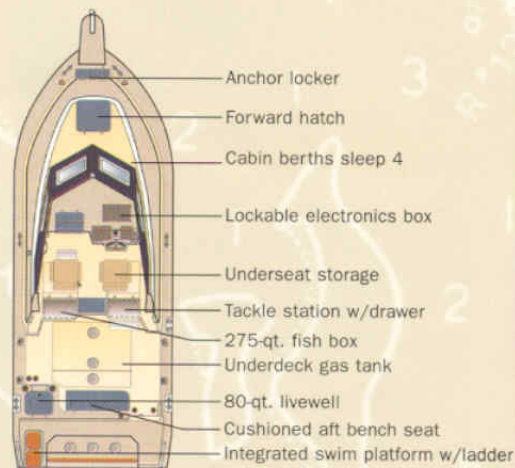
- Compass
- Dockside power
- Drink holders
- Duratrim trim work
- Dynaplate
- Fighting chair reinforcement
- Fish box - 275-quart port insulated fish box w/ob drain
- Footrests (helm & companion)
- Fuel tanks - 150-gallon tank, 156-gallon tank
- Heavy-duty gunwale molding
- Hydraulic trim tabs
- Integrated outboard mounting system w/swim platform and ladder
- International lighting
- Livewell - 80-quart aft deck insulated raw water livewell w/ob drain
- Outboard shaft length - 25"
- Rod holders (4)
- Rod storage racks (6 horizontal)
- Seating - deluxe helm & companion chairs
- Seating - port fish box cushion
- Seating - starboard tackle station cushion
- Seating - foredeck cushions
- Seating - molded in aft bench seat
- Spring line cleats
- Stainless steel, 316 grade through bolted deck hardware
- Steering - hydraulic
- Steering - stainless steel, 316 grade steering wheel
- Storage - forward anchor locker w/rope storage
- Storage - lockable electronics box
- Storage - lockable storage under helm & companion seats
- Storage - under step compartment
- Tackle station behind helm chair w/freshwater sink, insulated bait box w/ob drain, lockable drawers
- Transducer mounting flats
- Transom door
- Ventilated windshield
- Washdown - pressurized sea water w/hose
- Windshield wipers

**OPTIONAL FEATURES**

- Air conditioning
- Anchor windlass
- Generator
- Hard top w/radio box & spreader lights
- Hard top rod holders
- Head - marine head w/electric flush
- Outrigger Kit 24-ft. (Lee Sr. fold down)
- Outrigger kit 19-ft. (Lee Jr. cabin side mount)
- Rod storage - folding cabin rack (6)
- Steering - tilt
- Windshield washer - starboard (freshwater)

**CANVAS OPTIONS**

- Drop curtain
- Hardtop front & side curtains
- Helm station cover



Cabin with enclosed head



# “There are great factory options available to really cus

Customize your Grady-White with factory options designed specifically for your model. Consult the optional features listing under each boat series to determine which options are available for your boat.

Canvas options are made from the finest acrylic fabric. This handsome fabric provides excellent water resistance, and breathes to avoid trapping moisture for longer life and comfortable use. Every canvas option comes with corrosion resistant fasteners, and is custom fitted to each boat at the factory before removal for shipping.



▲ Deluxe helm chair



▲ Cabin side mount outriggers



▲ 9.9 hp auxiliary kicker engine



▲ Fiberglass swim platform (large)



▲ Fiberglass swim platform (small)



▲ Raw water livewell



▲ Cabin rod racks



▲ Gunwale mounted freshwater system



▲ Tilt steering



▲ Freshwater cockpit shower



▲ Portable marine head



▲ Marine head with holding tank



▲ Gunwale mounted outriggers




▲ Center console Bimini top



▲ Tournament series vista top and side curtains



▲ Hardtop with radio box, spreader lights, and rod holders



▲ Bow pulpit and Simpson-Lawrence windlass

imize your boat.”

# Your power of choice, factory-rigged by Grady-White.

**Choose outboards from Evinrude, Johnson, Mercury or Yamaha. Sterndrives from Volvo or Mercruiser.**

You're not limited to one engine brand when you buy a Grady-White. Whichever power you prefer, you can be confident by choosing our factory pre-rigging.

Factory pre-rigging means that engine controls, wiring, and instrumentation are installed during the boat building process, subject to our rigorous quality assurance standards. We work with the technical staffs of engine manufacturers to ensure optimum integration. Everything from controls and gauge placement, to prop pitch and diameter, meets industry specifications. All factory rigging complies with U.S. Coast Guard requirements.

## Manufacturer accessories are installed as the boat is built.

As your pre-rigged Grady-White is built, the engine manufacturer's accessories are incorporated. Instrument panel gauges are connected, the throttle installed, battery

systems tested, and outboard oil injection tanks are secured. This means that when your boat arrives at your local dealership, your dealer can concentrate on customizing and outfitting your new Grady-White.



Ritchie compass is standard with outboard pre-rigging.

## You're assured of Grady-White quality.

Every pre-rigged combination we offer has been performance tested. Our technical staff, armed with fuel flow meters and radar guns, custom matches engines and propellers to each boat model for optimum efficiency. Systems engineers design the wiring, controls, harnesses, and tank placement. And every pre-rigged system is installed by Grady-White employees, the ultimate quality assurance experts. That's why pre-rigging is covered under our factory warranty.

Grady-White factory pre-rigged engine systems are one more reason why our boats are the safest, best performing on the water.



Typical pre-rigged electrical and fuel system installation.



Pre-rigged stern drive power is available on the Seafarer 227.



▲ Hardtop front, side, drop curtains



▲ Walkaround series vista top and side curtains



▲ Center console sprayhood



▲ Drop curtains



Grady-Whites are available factory rigged for several power options. Our pre-rigging methods meet the requirements of the National Marine Manufacturer's Association (NMMA), Boating Industry Association (BIA), American Yacht Council (AYC), and United States Coast Guard (USCG).

# "Our objective is to provide the ultimate boating experience for you and your family."



At the helm: Eddie Smith and Kris Sheppard

Hello —

Thanks for your interest in a Grady-White boat. For 37 years our company has aimed to exceed your expectations of excellence in boating design, safety, performance, durability and — in partnership with your Grady-White dealer — customer service. We know your dealer personally, and together we back your Grady-White investment with a 5-year structural hull warranty and the very best maintenance support. Our objective is to provide the ultimate boating experience for you and your family.



Our best ideas come from your dealer and from talking with owners like you. That's why you'll find us at marinas, tournaments and boat shows talking to Grady-White families. Keeping in touch with owners includes helping your dealer sponsor Grady-White clubs and outings, and publishing the *AnchorLine* owners' newsletter. We realize that our company's success is due to our boat owners.

You have a standing invitation to visit Greenville, North Carolina, and inspect our total commitment to your ultimate boating experience. Once you see how we build our boats, you and your family will always own a Grady-White.



Happy boating!

Sincerely,

*Eddie C. Smith, Jr.*

Eddie C. Smith, Jr., *CEO*

*Kris Sheppard*

Kris Sheppard, *president*



Grady-White Boats P.O. Box 1527 Greenville, NC 27835 (919) 752-2111

Grady-White Boats, Inc. reserves the right to discontinue models or change prices, specifications, materials, equipment, colors, or design at any time without incurring obligation. Weight and dimensions of all models are approximate and may vary.



\$2.00

© 1995 Grady-White Boats

National Marine Manufacturers Association

Photography by Jerry Imber