

GRADY-WHITE BOATS



1982

Hello,

I'm Eddie Smith, Jr., President of Grady-White Boats. Let me tell you why I know that owning a Grady-White is a happy experience and a sound investment.

Although every boat in our line is an outstanding inland-water boat, Grady-Whites first became famous offshore by earning the respect of coastal fishermen from New England to North Carolina's Outer Banks. Our wooden lapstrake boats with wide beams and flared bows proved extremely safe and dependable, performing superbly in the roughest seas.

Thirteen years ago, we enhanced the already famous Grady-White boats by producing them in easy-to-care-for fiberglass. Today, each Grady-White hull and deck is still made by the time-consuming hand lay-up method because only hand lay-up insures uniformity, greater strength from stem to stern, superb performance and lasting beauty. Our boats are built by experienced craftsmen, and our production is limited and unhurried so we can continue to set the standards of the industry and create a super boat every time.

Our boats continue to command the respect of fishermen. In fact, many are currently being used for commercial charter in both fresh and salt water because of their proven hull designs, practical sizes and our innovative use of space for storage, fish boxes, and clear, open cockpits. You see, all our management people and many of our employees are avid fishermen and boaters themselves. This helps us design and build a better, more useful boat.

This company is family-owned and family-managed. Our greatest source of personal satisfaction is knowing we build you one of the finest, best performing and safest boats at a fair price. My entire working life has been dedicated to personalized attention to production, sales and service of Grady-White boats.

I hope you received this brochure from one of our dealers. I know him and his family personally. Since I strongly feel that every Grady-White should be built and serviced as if it were my personal boat, giving your dealer the factory support he needs is something I personally attend to.

Please visit us in our new, modern, air conditioned, dust-free factory here in Greenville. Once you've met the people who build Grady-Whites and seen how they are made, you'll fully understand why Grady-White is the choice of skillful, knowledgeable boaters.

No matter whether you use your boat for family recreation, serious sportsfishing, or both, sooner or later, as a serious boater, I'll bet you'll own a Grady-White.

Happy boating!

Sincerely,



Eddie Smith, Jr.
President



Eddie Smith (right) and his son, Chris, with a white marlin doubleheader taken off Cape Hatteras, N.C.

We're proud of each step in building a Grady-White.



1.

First, we inspect and polish the mold. Each mold is carefully inspected for flaws, then hand-polished to insure a bright, smooth finish.

2.

The gel coat is applied in our dust-free spray booths.

The finest NPG gel coat is sprayed into the polished molds, forming the smooth, outer surfaces of your hull and deck.



Hand laid fiberglass assures a stronger, safer hull.

Grady-White's hand laid fiberglass process provides much more hull strength than the less expensive chopped glass process. Each layer of fiberglass mat and woven roving is glassed in by hand, giving a more perfect control of the glass-to-resin ration. This means the hull maintains a more uniform thickness for strength and durability.



3.

4. Stringers glassed in while the hull is still in its mold. While the hull cures in its mold, high-strength wooden stringers are glassed into place. These stringers, along with extra curing time in the mold, mean your hull will always retain its original shape.



5.

Flotation, strength and sound-proofing from the best polyurethane foam.

Polyurethane foam is sprayed into strategic cavities in the hull and deck, adding flotation, strength and sound absorption.



6.

Pre-assembly inspection detects the slightest flaws. Before the hull and deck move into the assembly area, our quality control inspectors seek out tiny flaws that could mar the finish. Each one is repaired before the assembly process.



7.

Through-bolted hardware for lasting value. Every piece of standard hardware is through-bolted with locking nuts, giving added strength and safety for years to come.



8.

Every Grady-White gets the individual attention of a custom-made boat. We make all of our hardwood trim in our own shops. And each piece is custom fitted to the individual boat by skilled craftsmen. Gauges and cables are tested. All canvas is installed, then removed for shipping. In fact, all stern drive engines are test run before they leave the plant.

9.

The tough, final inspection.

Each Grady-White is washed down before the strict final inspection. The reason? It's simply easier to inspect a clean boat.



10.

Built, stored and ready to use.

If a Grady-White is not being readied for immediate shipment, it is protected from the elements in our large warehouse, designed specifically for boat storage.



190 Tarpon



19' Dual Consoles

There's not an inch of wasted space in our Dual Console 19's. These fiberglass-lined boats have nearly eight feet of beam and over 75 square feet of cockpit and bow area. With removable fish well, insulated ice box and lockable storage; these boats are just as comfortable cruising, picnicking and skiing as they are fishing.

Standard Features (All Models)

- Marinium deck hardware
- Bow rail
- Bow seats, with storage compartment and insulated icebox
- Bow anchor storage compartment
- Walk-thru windshield, with tempered safety glass
- Lockable storage compartment in walk-thru area
- Heavy-duty gunwale molding
- Stainless steel steering wheel
- Covered instrument panel
- Glove box with lock
- Six, drink holders
- Pedestal chairs, swivel and sliding
- Non-skid fiberglass cockpit liner
- Side-storage shelves
- 40-gallon aluminum gas tank
- Horizontal rod racks
- Removable fish well, in cockpit floor
- Removable stern light
- BIA approved lighting

Factory Options (All Models)

- Top and side curtains, with boot
- Aft curtain
- Bow cover
- Mooring cover
- Windshield wiper(s)
- Portable head—small—for compartment storage
- Chair cover for pedestal chair
- 48-quart, removable, insulated cooler, with cushion seat

- Chair gimbals
- Horn
- Cockpit lights
- Automatic bilge pump
- Outrigger kit, 15 feet
- Rod holders, (four) flush-mounted, marinium
- Sleeper seat (s)
- Teak swim platform, with ladder, port side

190 Tarpon: (Outboard Power)

- Centerline length 18'11"
- Beam amidships 94"
- Transom height 20"
- Transom width 92"
- Hull draft 14"
- Maximum h.p. 200 h.p.
- Weight 1900 lbs.

Standard Features

- Self-bailing cockpit
- Built-in jump seats
- Mechanical steering
- Level flotation

197 Bluefish: (Inboard/Outboard Power)

- Centerline length 18'11"
- Beam amidships 94"
- Transom height 39"
- Transom width 92"
- Hull draft 14"
- Weight (w/120 h.p.) 2550 lbs.



197 Bluefish

Standard Features

- Insulated engine box, with drink holders
- Aft-deck rigging area, with cutting board
- Manual bilge pump
- Recessed-top storage, aft deck
- Basic flotation
- BIA approved ventilation

Factory Options

- Jump seats
- Engine options to 260 h.p.



Bow insulated icebox



Bow area with forward walk-through



19' Closed Decks

Grady-White's closed-deck 19-footers offer a huge, lockable storage area in the bow of these beamy, fiberglass-lined fishing boats. Plus, our unique "Vee-Lift" hull design planes fast and pushes easily, so these boats double as ski boats.

Standard Features (All Models)

- Marinium deck hardware
- Bow rail
- Lockable, under-foredeck storage
- Step-thru windshield, with tempered safety glass
- Heavy-duty gunwale molding
- Stainless steel steering wheel
- Covered instrument panel
- Glove box with lock
- Four drink holders
- Helm pedestal chair, swivel and sliding
- Non-skid fiberglass cockpit liner
- Side storage shelves
- Horizontal rod racks
- Removable fish well, in cockpit floor
- 40-gallon aluminum gas tank
- Removable stern light
- BIA approved lighting
- Companion sleeper seat

Factory Options (All Models)

- Top and side curtains, with boot
- Aft curtain
- Mooring cover
- Windshield wiper(s)
- Portable head—small—for compartment storage
- Horn
- Bow lifting ring
- Chain pipe deck fitting

- Cockpit lights
- Sleeper seat
- Rod holders, (four) flush-mounted, marinium
- Chair cover for pedestal chair
- 48-quart, removable, insulated cooler, with cushion seat
- Chair gimbals
- Teak swim platform, with ladder, port side
- Automatic bilge pump
- Outrigger kit, 15 feet
- Pedestal chair

196 Atlantic: (Inboard/Outboard Power)

Centerline length	18'11"
Beam amidships	94"
Transom height	39"
Transom width	92"
Hull draft	14"
Weight (w/120 h.p.)	2500 lbs.

Standard Features

- Insulated engine box, with drink holders
- Bilge pump, manual
- Removable, aft bait wells
- Basic flotation
- BIA approved ventilation

Factory Options

- Jump seats
- Engine options to 260 h.p.

196 Atlantic



195 Sportsman: (Outboard Power)

Centerline length	18'11"
Beam amidships	94"
Transom height	20"
Transom width	92"
Hull draft	14"
Maximum h.p.	200 h.p.
Weight	1800 lbs.

Standard Features

- Built-in jump seats
- Self-bailing cockpit
- Mechanical steering
- Level flotation



Cockpit forward



Drifting for flounder in the 204-C Overnighter.

20' Series

These versatile 20-foot walkarounds are super family fishing boats. The fiberglass-lined, self-bailing cockpits feature big insulated boxes, lots of rod storage, and ready access forward around the walkaround cuddy cabin. With the protection of the cabin, windshield and top, these boats stay comfortable, no matter what the weather. Plus, they're just as at home cruising, skiing or picnicking as they are out fighting fish.

Standard Features (All Models)

- Ventilating windshield, with tempered glass
- Sliding, side-cabin windows
- Non-skid fiberglass cockpit floor
- Stainless steel steering wheel
- Covered instrument panel
- Pedestal chairs, swivel and sliding
- Helm and companion seat drink holders
- Self-bailing cockpit, with non-skid fiberglass floor
- Two, large, insulated, cockpit fish boxes, with overboard drains
- Six, vertical, cockpit rod-storage holders
- Vinyl-covered, foam bunk cushions
- Three, large, under-bunk storage compartments
- Fiberglass cabin liner
- Cockpit floor storage compartment
- Cabin lamp
- Teak lockable cabin door
- Opening bulkhead
- Deluxe nylon cabin headliner
- Recessed, non-skid walkway around entire cabin
- Cabin side rails
- Bow rail

- Bow anchor locker, with cushion seat
- Marinium deck hardware
- Heavy-duty gunwale molding
- 65-gallon aluminum gas tank
- Footrest storage box
- Basic flotation
- Automatic bilge pump
- International lighting

Factory Options (All Models)

- Folding top and side curtains, with boot
- Drop curtain
- Helm station cover
- Mooring cover
- Chair cover for pedestal chair
- Windshield wipers(s)
- Horn
- Marine head
- Chair gimbals
- Bow lifting ring
- Rod holders, (four) flush-mounted, marinium
- Cockpit lights
- Outrigger kit, 15 feet
- Teak swim platform, with ladder, port side
- Wash-down pump, with hose
- Aerated live well



Cabin interior



Floor storage compartment



Marine head: optional



Recessed non-skid walkway

204-C Overnighter (Outboard Power)

Centerline length	20'4"
Beam amidships	96"
Transom height (single)	25"
Transom width	94"
Hull draft	14"
Maximum h.p.	230 h.p.
Weight	2300 lbs.


A great 20 foot boat. This modified vee hull with a full 8 foot beam has proven stability and almost 65 square feet of self-bailing cockpit. Plus, there are insulated fish boxes, under bunk storage and rod holders, too.

Standard Features

Twin outboard capability
Two, removable, aft bait wells
Insulated icebox (or fish well), between aft bait wells
Removable stern light
Mechanical steering

Factory Options

Stern seat cushions and safety rails
Single binnacle control
Dual binnacle control
Hydraulic steering
Transom modification (20" twins)
Dual tie bar kit



205 Gulfstream (Inboard/Outboard Power)

Centerline length	20'4"
Beam amidships	96"
Transom height	43"
Transom width	94"
Hull draft	14"
Weight (w/120 h.p.)	2990 lbs.

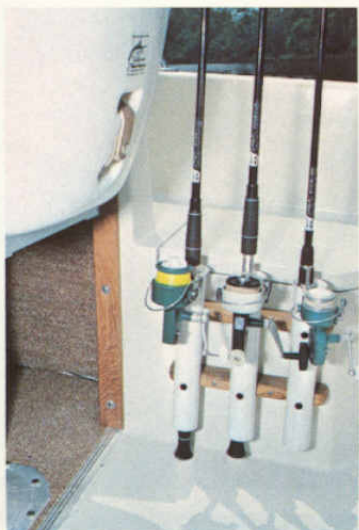

The protection of a cabin and windshield makes this 8 foot beam walkaround a comfortable family fishing machine. With over 80 square feet of cockpit and walk-around area, there's plenty of room for a full day offshore.

Standard Features

Insulated engine box, with built-in drink holders, and four vertical rod holders
Combination cutting board, rigging area with two drink holders, between removable aft seat cushions
BIA approved ventilation

Factory Options

Single engine options to 260 h.p.



Vertical rod storage holders



Forward anchor locker



205 motor access



Helm station and teak lockable cabin door



Removable bait wells and live well



Heading out in the 205 Gulfstream.



Insulated cockpit fish boxes



Setting out a rubber squid on the 222 Bahama.

22' Series

The classic, raised sheer lines of these big-cockpit, closed-deck 22-footers have many people mistaking them for much larger fishing boats. The cuddy cabins in each have two berths and room for a marine head. But the big story is the usable cockpit space in these fiberglass lined, self-bailing 22's. Each is fitted with large, built-in fish boxes with overboard drains, with room for an optional live well.

Standard Features (All Models)

- Full fiberglass liner
- Ventilating windshield, with tempered glass
- Sliding, side-cabin windows
- Two, fixed, front-cabin windows
- Fabric-covered, foam bunk cushions
- Three, large, under-bunk storage compartments
- Cabin liner side shelves
- Deluxe nylon cabin headliner
- Bow compartment rope locker
- Forward cabin hatch
- Cabin lamp
- Teak lockable cabin door, with companionway hatch
- Stainless steel bow rail
- Heavy-duty gunwale molding
- Marinium deck hardware
- Non-skid walkway around entire cabin
- Stainless steel steering wheel
- Covered instrument panel
- Horn
- Pedestal chairs, swivel and sliding
- 190-quart, insulated fish box (or storage compartment), under helmsman seat, with overboard drain
- One divided, insulated fish box (or icebox) under companion seat—larger section is 90-qt. and smaller (45-qt.) section accepts live well aerator as an option. Both sections

- have overboard drains
- Cockpit lights
- Two, fish box seat cushions
- Helm and companion seat drink holders
- Lockable helm station radio box
- Self-bailing cockpit, with non-skid fiberglass floor
- 95-gallon aluminum gas tank
- Bow lifting ring
- Side storage shelves
- Four, vertical, rod-storage holders
- Two bilge pumps; one automatic, one manual
- International lighting
- Horizontal rod racks
- Basic flotation

Factory Options (All Models)

- Folding top and side curtains, with boot
- Drop curtain
- Helm station cover
- Mooring cover
- Windshield wiper(s)
- Marine head
- Rod holders, (four) flush-mounted, marinium
- Outrigger kit, 15 feet
- Chair cover for pedestal chair
- Chair gimbals
- Chain pipe deck fitting
- 40-gallon auxiliary gas tank
- Teak swim platform, with ladder, port side



Forward cabin hatch



Fiberglass-lined, self-bailing cockpit



Fish box and optional aerated live well



Cabin interior forward

- Hydraulic trim tabs
- Aerated live well
- Wash-down pump, with hose
- Hardtop with radio box
- Hardtop canvas
- Hardtop rod holders
- Insulated portable fishbox

220 Bimini (Outboard Power)

Centerline length	22'
Beam amidships	96"
Transom height (single)	25"
Transom width	94"
Hull draft	14"
Maximum h.p.	260 h.p.
Weight	2700 lbs.

Standard Features

Two, aft-cockpit insulated fish boxes, with overboard drains
Two, battery storage compartments
Aft-cockpit, fold-down motor well bulkhead
Removable stern light
Mechanical steering

Factory Options

Fishing chair
Single binnacle control
Dual binnacle control
Transom modification (twin 20" engines)
Hydraulic steering
Dual tie bar kit

This trailerable 22-foot family fisherman is fully outfitted with two large fish boxes, two insulated iceboxes with overboard drains, two aft fish boxes, and plenty of storage for rods and gear in a big 75 square foot, self-bailing cockpit.



221 Pacific (Inboard/Outboard Power)

Centerline length	22'
Beam amidships	96"
Transom height	47"
Transom width	94"
Hull draft	14"
Weight (w/170 h.p.)	3560 lbs.


Standard Features

Insulated engine box, with built-in drink holders
Combination cutting board, rigging area with two drink holders, between removable aft seat cushions
BIA approved ventilation

Factory Options

Single engine options to 260 h.p.

The Pacific's big, self-bailing cockpit has everything from two insulated fish boxes, iceboxes, and rod racks, to a full rigging station with cutting board and four vertical rod holders between the aft seats. Plus, a marine head and aerated live well are available options.



222 Bahama (Sea Drive Power)

Centerline length	22'
Beam amidships	96"
Transom height	47"
Transom width	94"
Hull draft	14"
Weight (w/2.6 litre engine)	3260 lbs.


Standard Features

Combination cutting board, rigging area with two drink holders, between removable aft seat cushions
Removable, tackle-storage tray, underneath cutting board
Removable stern light
Hydraulic steering
Economixer
BIA approved ventilation

Factory Options

Fishing chair

The Sea Drive version of this proven, modified vee-hull provides maximum usable space in a 22-footer. The cockpit has horizontal storage for six rods; two, large, insulated fish boxes; an aft rigging station complete with teak bait-cutting table, a removable tackle tray, and vertical storage for four more rods.



Helm station and teak lockable cabin door



Horizontal rod racks



Aft seats and bait rigging station



Instrument panel and forward access



Here's one we couldn't get in our Tournament 22's fish boxes.

22' Tournament Series

The dual console 22-foot Tournament models are destined to replace the center console sportsfisherman. Why? These new, dual console designs have more cockpit space, more room for electronics, more storage and built-in iceboxes and fish boxes. Plus, the Tournament 22's offer the protection of a windshield, top and side curtains.

Standard Features (All Models)

- Full fiberglass liner
- Walk-thru windshield, with tempered glass
- Anchor locker in bow floor, with overboard drain
- 60-quart insulated fish box (or icebox) in forward bow area, with overboard drain
- Two, removable, bow-area cushioned seats
- Two, large, lockable storage compartments in port side console—forward compartment fitted with four sliding tackle drawers
- One large, lockable storage compartment, in starboard console
- Stainless steel recessed rails in bow
- Bow lifting ring
- Marinium deck hardware
- Heavy-duty gunwale molding
- Horn
- Stainless steel steering wheel
- Large, lockable radio box, in front of instrument panel
- Covered instrument and accessory switch panels
- Helm and companion seat drink holders
- Lockable glove box, with chart storage tube
- Pedestal chairs, swivel and sliding
- 190-quart insulated fish box (or storage compartment), under helmsman seat, with overboard drain
- One divided, insulated fish box (or icebox) under companion seat—larger section is 90-qt. and smaller (45-qt.) section accepts live well aerator as an option. Both sections have overboard drains
- Two, fish box seat cushions



Glove box with chart tube

- Cockpit lights
- Self-bailing cockpit, with non-skid fiberglass floor
- Horizontal rod racks
- Side storage shelves
- 95-gallon aluminum gas tank
- Four, vertical, rod-storage holders
- Automatic bilge pump
- Removable stern light
- BIA approved lighting
- Basic flotation

Factory Options (All Models)

- Folding top and side curtains, with boot
- Drop curtain
- Helm station cover
- Bow cover
- Mooring cover
- Windshield wiper
- Hardtop with radio box
- Hardtop canvas
- Hardtop rod holders



Cockpit forward



Bow anchor locker

- Portable head—small—for compartment storage
- Rod holders, (four) flush-mounted, marinium
- Outrigger kit, 15 feet
- Chair cover for pedestal chair
- Chair gimbals
- 40-gallon auxiliary gas tank



Tournament Series helm console



Tackle drawers in portside console

- Teak swim platform, with ladder, port side
- Hydraulic trim tabs
- Aerated live well
- Wash-down pump, with hose
- Tower
- Tower canvas
- Insulated portable fish box

Tournament 223 (Outboard Power)

Centerline length	22'
Beam amidships	96"
Transom height (single)	25"
Transom width	94"
Hull draft	14"
Maximum h.p.	260 h.p.
Weight	2600 lbs.



Standard Features

Two, aft-cockpit insulated fish boxes, with overboard drains
Two, battery storage compartments
Aft-cockpit, fold-down motor well bulkhead
Mechanical steering

Factory Options

Single binnacle control
Dual binnacle control
Transom modification (twin 20" engines)
Hydraulic steering
Fishing chair
Dual tie bar kit



Tournament 224 (Inboard/Outboard Power)

Centerline length	22'
Beam amidships	96"
Transom height	47"
Transom width	94"
Hull draft	14"
Weight (w/170 h.p.)	3450 lbs.



190-qt., helm-seat fish box

Standard Features

Insulated engine box, with built-in drink holders
Combination cutting board, rigging area with two drink holders, between removable aft seat cushions
Mechanical steering
BIA approved ventilation

Factory Options

Single engine options to 260 h.p.



Tournament 225 (Sea Drive Power)

Centerline length	22'
Beam amidships	96"
Transom height	47"
Transom width	94"
Hull draft	14"
Weight (w/2.6 litre engine)	3160 lbs.



Removable tackle storage tray (225)

Standard Features

Combination cutting board, rigging area with two drink holders, between removable aft seat cushions
Removable, tackle-storage tray, underneath cutting board
Hydraulic steering
Economixer
BIA approved ventilation

Factory Options:

Fishing chair



Tournament Series dual consoles



Aft motor well bulkhead, down



225 instrument panel



Removable cushion seats in bow area



A fully-rigged 241 Weekender heads for the Canyon.

24' Series

The 24-foot Series features trailerable, big water, walkaround cabin fishing boats with large, open cockpits. With two berths in the cabin and room for a marine head, the entire family can enjoy a full day on the water. Troll through a school of fish, hook-up three or four, and you'll know what this kind of large, self-bailing, non-skid cockpit space is all about.

Standard Features (All Models)

- Full fiberglass liner
- Ventilating windshield, with tempered glass
- Sliding, side-cabin windows
- Two, fixed, front-cabin windows
- Fabric-covered, foam bunk cushions
- Three, large, under-bunk storage compartments
- Cabin liner side shelves
- Bow compartment rope locker
- Forward cabin hatch, with cushion seat
- Port-cabin storage shelves
- Deluxe nylon cabin headliner
- Cabin lamp
- Teak lockable cabin door
- Bow lifting ring
- Stainless steel bow rail
- Heavy-duty gunwale molding
- Marinium deck hardware
- Recessed, non-skid walkway around entire cabin
- Stainless steel steering wheel
- Covered instrument panel
- Four, vertical, rod-storage holders
- Horn
- Pedestal chairs, swivel and sliding
- 190-quart, insulated fish box (or storage compartment), under helmsman seat, with overboard drain
- One divided, insulated fish box (or icebox) under companion seat—larger section is 90 qt. and smaller (45 qt.) section accepts live well aerator as an option. Both sections

- have overboard drains
- Cockpit lights
- Two, fish box seat cushions
- Helm and companion seat drink holders
- Lockable, helm-station radio box
- Self-bailing cockpit, with non-skid fiberglass floor
- 95-gallon aluminum gas tank
- Horizontal rod racks
- Side storage shelves
- Two bilge pumps; one automatic, one manual
- International lighting
- Basic flotation

Factory Options (All Models)

- Folding top and side curtains, with boot
- Drop curtain
- Helm station cover
- Windshield wiper(s)
- Marine head
- Rod holders, (four) flush-mounted, marinium
- Outrigger kit, 15 feet
- Chair cover for pedestal chair
- Chair gimbals
- Chain pipe deck fitting
- 55-gallon auxiliary gas tank
- Hydraulic trim tabs
- Aerated live well
- Wash-down pump, with hose
- Hardtop with radio box
- Hardtop canvas
- Hardtop rod holders
- Insulated portable fishbox



Forward cabin hatch



Cabin interior, forward



Horizontal rod racks



Fiberglass-lined, self-bailing cockpit



Cabin storage shelves

240 Offshore (Outboard Power)


Centerline length	24'1"
Beam amidships	96"
Transom height (single)	25"
Transom height (twin)	20"
Transom width	92"
Hull draft	16"
Maximum h.p.	280 h.p.
Weight	3025 lbs.

Standard Features

- Two, battery storage compartments
- Two, aft-cockpit insulated fish boxes, with overboard drains
- Aft-cockpit, fold-down motor well bulkhead
- 25" single engine capability
- 20" twin engine capability
- Removable stern light
- Mechanical steering

Factory Options

- Fishing chair
- Single binnacle control
- Dual binnacle control
- Teak swim platform with ladder, port side
- Hydraulic steering
- Dual tie bar kit



Note the big, self-bailing cockpit and forward walkaround area (over 110 square feet) in this trailerable 24 foot outboard. An uncluttered non-skid deck and folding aft bulkhead provide easy access to the stern.

241 Weekender (Inboard/Outboard Power)


Centerline length	24'1"
Beam amidships	96"
Transom height	49"
Transom width	92"
Hull draft	16"
Weight (w/260 h.p.)	4250 lbs.

Standard Features

- Insulated engine box, with built-in drink holders
- Combination cutting board, rigging area with two drink holders, between removable aft seat cushions
- BIA approved ventilation

Factory Options

- Small (or large) teak swim platform, with ladder
- Single engine options to 260 h.p.
- Camper canvas



This trailerable, 8 foot beam, 24 foot walkaround is built for big water. With two large, overboard-draining fish boxes, rod racks and aft storage too, the Weekender stays easy to move around in and uncluttered, even offshore.

242 Caribbean (Sea Drive Power)


Centerline length	24'1"
Beam amidships	96"
Transom height	49"
Transom width	92"
Hull draft	16"
Weight (w/2.6 litre engine)	3820 lbs.

Standard Features

- Combination cutting board, rigging area and with two drink holders, between removable aft seat cushions
- Removable, tackle-storage tray, underneath cutting board
- Removable stern light
- Hydraulic steering
- Economixer
- BIA approved ventilation

Factory Options

- Fishing chair
- Teak swim platform, with ladder, port side
- Camper canvas



The 24-foot Caribbean is ready for blue water with a proven hull design and the quiet-running, easy-to-handle Sea Drive power. This walkaround cabin, trailerable fishing machine has a big self-bailing cockpit that gives you plenty of room for a whole party of fishermen.



Aft motor well bulkhead, down



Companion seat insulated icebox



Helm station radio box



25' Series Features




Lockable radio box at helm station



Note flared bow and raised sheer lines on the 25 series.



Horizontal rod racks




Optional tower, rod holders, and radio box



Aft deck insulated icebox (252, 255, 256)



Built-in aft tackle drawers (port and starboard) 252, 256



Insulated motor box with easy access. (256)



Head enclosure



190-qt., aft-deck insulated fish box (256)



Optional hard top with lockable radio box and rod holders



Jim Wynne-designed propeller pocket (256)





Hook-up! Off Miami in the 255 Sailfish.

25' Series

Grady-White's 25-footers are the answers to the sportsfisherman's want list. These wide-beamed, walkaround-cabin boats are fiberglass lined with self-bailing cockpits. They handle blue water like larger sportsfishermen, yet offer the economy, performance and handling today's fisherman demands. The cockpits are studies in usable space with built-in fish boxes, iceboxes, tackle storage, and room for plenty of rods. Plus, the cuddy cabin features three full-sized berths, fold-down stove, head enclosure and an icebox.

Standard Features (All Models)

- Full fiberglass liner
- Ventilating windshield, with tempered glass
- Sliding cabin windows, with screens
- Two, fixed, front-cabin windows
- Fabric-covered, foam bunk cushions
- Four, large, under-bunk storage compartments
- Cabin liner side shelves
- Deluxe nylon cabin headliner
- Bow compartment rope locker
- Forward cabin hatch, with cushion seat
- Galley cabinet
- Stainless steel sink
- Head enclosure, with lamp
- Fold-down alcohol stove
- Built-in icebox
- Two cabin tables
- Cabin lamp
- Three, full-sized berths
- Cabin-step storage box
- Teak lockable cabin door, with sliding access hatch
- Bow lifting ring
- Stainless steel steering wheel
- Stainless steel bow rail
- Heavy duty gunwale molding
- Marinium deck hardware
- Recessed, non-skid walkway around entire cabin

- Side-cabin handrails
- Covered instrument panel
- Pedestal chairs, swivel and sliding
- Horn
- Helm and companion seat drink holders
- Lockable side-storage compartment (adjacent to companion seat), with fishing-rig holder racks
- Lockable, helm-station radio box
- Self-bailing cockpit, with non-skid fiberglass floor
- Cockpit lights
- Horizontal rod racks
- Side storage shelves
- Two bilge pumps; one automatic, one manual
- International lighting

Factory Options (All Models)

- Folding top and side curtains, with boot
- Drop curtain
- Helm station cover
- Windshield wiper(s)
- Marine head
- Rod holders, (four) flush-mounted, marinium
- Outrigger kit, 15 feet
- Chair cover for pedestal chair
- Chair gimbals
- Chain pipe deck fitting



Insulated drink box



Fold-down stove and insulated icebox



Cabin interior, forward



Fiberglass-lined, self-bailing cockpit



Dual binnacle controls (with tower)

- Hot water heater—110 v—requires dockside power
- Hardtop with radio box
- Hardtop canvas
- Hardtop rod holders
- Insulated portable fishbox

- Dockside power
- Hydraulic trim tabs
- Shipping cradle
- Tower
- Tower canvas
- Shower

254 Kingfish (Inboard/Outboard Power)

Centerline length	25'4"
Beam amidships	9'6"
Transom height	52"
Transom width	8'11"
Hull draft	19"
Weight (single V-8)	5130 lbs.

Standard Features

25-gallon water tank
130-quart, insulated fish box (or storage compartment), with overboard drain (between helm and companion chairs)
125-gallon aluminum gas tank
Two removable aft storage wells
Center, insulated, aft storage well, with overboard drain
Insulated engine box, with built-in drink

holders
BIA approved ventilation
Basic flotation

Factory Options

Motor box cushion
Small (or large) teak swim platform, with ladder
Single engine options to 260 h.p.
Twin options available
Wash-down pump, with hose



255 Sailfish (Outboard Power)

Centerline length	25'4"
Beam amidship	9'6"
Transom height	Twin 25"
Transom width	8'11"
Hull draft	19"
Maximum h.p.	365 h.p.
Weight	4075 lbs.

Standard Features

25-gallon water tank
Hydraulic steering
198-gallon capacity aluminum gas tanks (two tanks; one 125-gal. and one 73-gal.)
45-quart, aft-deck insulated fish box, with overboard drain
45-quart, aft-deck insulated recirculating live well, with overboard drain
Wash-down pump, with hose
130-quart, insulated fish box (or storage

compartment), with overboard drain (between helm and companion chairs)
Aft-cockpit, fold-down motor well bulkhead
Basic flotation

Factory Options

Fishing chair
Teak swim platform, with ladder, port side
Single binnacle control
Dual binnacle control
Transom modification (single 25" engine)
Dual tie bar kit



256 Wahoo (Inboard Power)

Centerline length	25'4"
Beam amidships	9'6"
Transom height	52"
Transom width	8'11"
Hull draft	28"
Weight (w/260 h.p.)	5200 lbs.

Standard Features

15-gallon water tank
Twin 55-gallon aluminum fuel tanks (gasoline)
Twin 49-gallon aluminum fuel tanks (diesel)
Aft-cockpit tackle drawers, (port and starboard)
40-quart, aft-deck insulated icebox
190-quart, aft-deck, insulated fish box
Insulated engine box
BIA approved ventilation

Factory Options

Fishing chair
Small (or large) teak swim platform, with ladder
Wash-down pump, with hose
Aerated live well



252 Swordfish (Sea Drive Power)

Centerline length	25'4"
Beam amidships	9'6"
Transom height	52"
Transom width	8'11"
Hull draft	19"
Weight (w/twin 2.5 litre engines)	5130 lbs.

Standard Features

25-gallon water tank
130-quart, insulated fish box (or storage compartment), with overboard drain (between helm and companion chairs)
198-gallon capacity aluminum gas tanks (two tanks; one 125-gal. and one 73-gal.)
40-quart, aft-deck, insulated recirculating live well, with overboard drain
40-quart, aft-deck, insulated icebox (or fish box), with overboard drain

Aft-deck, center, removable storage well
Aft-cockpit tackle drawers, (port and starboard)
Wash-down pump, with hose
Hydraulic steering
Economixers
BIA approved ventilation
Basic flotation

Factory Options

Fishing chair



254 Kingfish



Calm day offshore on the Kingfish. Note the optional large swim platform.

256 Wahoo



Trolling for blues on the Wahoo. Note the rod holders on the optional hardtop.

204 Fisherman

Eleven storage compartments, twelve rod holders, a raised casting platform and an 80 gallon under deck gas tank keep this 80 square foot self-bailing cockpit clean, open and ready to fight fish.



Center console

Centerline length	20'4"
Beam amidships	96"
Transom height (single)	25"
Transom width	94"
Hull draft	14"
Maximum h.p.	230 h.p.
Weight	1995 lbs.

Standard Features

Tinted, plexi-glass windshield, with handrail
 Console with forward insulated icebox seat
 Two built-in drink holders, in console
 Console storage compartment, with lockable door
 Console radio box, with hinged plexi-glass door
 Stainless steel steering wheel
 Self-bailing cockpit, with non-skid fiberglass floor
 Six, vertical, cockpit rod-storage holders

Pedestal chairs, swivel and sliding
 Bow storage compartment
 Forward compartment, for storage (or marine head)
 Two, forward, insulated fish boxes, with overboard drains
 Raised casting platform
 Bow rail
 Marinium deck hardware
 Heavy-duty gunwale molding
 Horizontal rod racks
 80-gallon aluminum gas tank
 Two, aft-cockpit, insulated fish boxes, with overboard drains
 Two, battery storage compartments
 Aft-cockpit, fold-down motor well bulkhead
 Removable stern light
 Mechanical steering
 Basic flotation
 BIA approved lighting

Factory Options

Folding Bimini top, with boot
 Side curtains
 Casting platform sprayhood, with boot
 Connector top to sprayhood
 Casting platform privacy curtain
 Console cover
 Chair cover for pedestal chair
 Chair gimbals
 Mooring cover
 Insulated fish box seat, with backrest (in place of pedestal chairs)
 Seat cover (for optional fish box seat)
 Horn
 Chain pipe deck fitting
 Marine head
 Outrigger kit, 15 feet
 Rod holders, (four) flush mounted, marinium
 Single binnacle control
 Dual binnacle control



Raised casting platform shown with optional marine head installation

Bow lifting ring
 Cockpit lights
 Automatic bilge pump
 Teak swim platform, with ladder, port side
 Aerated live well
 Hydraulic steering
 Transom modification (20" twins)
 Wash-down pump, with hose
 Dual tie bar kit

212 Chesapeake

This 21 foot, traditional lapstrake hull with an 8 foot beam houses a deep, 62 square foot, fiberglass-lined cockpit with a removable fish well, removable bait wells, side rod racks; more than 140 quarts of insulated storage.

Centerline length	21'2"
Beam amidships	96"
Transom height	46"
Transom width	83"
Hull draft	14"
Weight (w/120 h.p.)	2820 lbs.

Standard Features

Full fiberglass liner
Ventilating windshield, with tempered glass
Non-skid fiberglass cockpit floor
Stainless steel steering wheel
Full instrument panel
Pedestal chairs, swivel and sliding
Removable fish well, in cockpit floor
Two, insulated fish boxes (or storage compartments), under helm'sman and companion seats, with overboard drains
Two, fish box seat cushions
Two, insulated iceboxes (or storage compartments), adjacent to helm'sman and companion seats, with overboard drains

Vinyl-covered, foam bunk cushions
Cabin liner side shelves
Bow compartment rope locker
Three, large, under-bunk storage compartments
Helm seat drink holder
Side storage shelves
Horizontal rod racks
Bow rail
Marinium deck hardware
Heavy-duty gunwale molding
Removable aft bait wells
Automatic bilge pump
Insulated engine box, with built-in drink holders, and four vertical rod-storage holders
Horn
Sliding, forward deck hatch
Teak lockable cabin door
Opening bulkhead
Cabin lamp
65-gallon aluminum gas tank

Footrest storage box
Basic flotation
BIA approved ventilation
International lighting

Factory Options

Top and side curtains, with boot
Aft curtain
Mooring cover
Chair cover for pedestal chair
Jump seats
Windshield wiper(s)
Marine head
Teak swim platform, with ladder, port side
Bow lifting ring
Rod holders, (four) flush-mounted, marinium
Chair gimbals
Cockpit lights
Outrigger kit, 15 feet
Engine options to 260 h.p.
Chain pipe deck fitting
Wash-down pump, with hose



Cockpit forward



Helm seat icebox



Aft cockpit

Factory Options



Insulated portable fish box: 252, 254, 255, 256, 240, 241, 242, 220, 221, 222, Tournament 223, Tournament 224, Tournament 225



Mooring cover (canvas): Covers and protects entire deck and interior of boat.

Cover Options:

All cover options (except the mooring cover) are made of the finest quality marine vinyl, with corrosion resistant fittings. Individually custom-fit to each boat.

Notice: All prices and specifications are subject to change. Grady-White Boats, Inc. reserves the right to discontinue models or change prices, specifications, materials, equipment, color or design at any time without notice or without incurring obligation. Weight and dimensions on all models are approximate and may vary.



Vista top and side curtains: 252, 254, 255, 256, 241, 242, 240, 220, 221, 222, 204-C, 205, 212. All models except 212 available with drop curtains.



Tournament Series vista top: Tournament 223, Tournament 224, Tournament 225, 190, 197



Helm station cover: 252, 254, 255, 256, 240, 241, 242, 220, 221, 222, Tournament 223, Tournament 224, Tournament 225, 204-C, 205



Binnacle control(s): 255, 240, 220, Tournament 223, 204-C, 204



Stern seat cushions and safety rail: 204-C



Marine head: Available on all models.



Camper Canvas: 241, 242



Spray hood, with connector, and Bimini top: 204



Aft curtains: 190, 195, 196, 197, 212



Chain pipe deck fitting: 252, 254, 255, 256, 240, 241, 242, 220, 221, 222, 212, 195, 196



48-qt., removable, insulated cooler, with cushion seat: 190, 197, 195, 196



GRADY-WHITE BOATS

P.O. Box 1527, Greenville, N.C. 27834 • Telephone: (919) 752-2111

Visit your Grady-White dealer.

We hope you've enjoyed this brochure on the 1982 Grady-Whites. But pictures and descriptions are no substitute for seeing these boats for yourself. So, visit your Grady-White dealer.

We know all our dealers and their families personally. They're not only fine people to do business with, they're knowledgeable about Grady-White boats.

Ask your dealer what hand-laid fiberglass means in strength and durability. Then, rub your hand down the smooth gel coat finish. Inspect the custom-made teak trim. Jump in the cockpit

and check out the storage and insulated boxes for yourself.

A Grady-White boat is an investment that will last for years, so we want you to compare our boats to any others. Once you do, you'll understand why we're proud of every boat we build. And, you'll understand why a Grady-White is an outstanding value.

Sooner or later, as a serious boater, we bet you'll own a Grady-White.

