



GRADY-WHITE BOATS



1983



Hello,

I'm Eddie Smith, Jr. As President of Grady-White Boats, I'd like to tell you why owning a Grady-White is a superior investment as well as a very rewarding and enjoyable experience.

In the 50's and 60's our wooden, lapstrake-hulled boats earned the respect of coastal fishermen from Maine to North Carolina by performing superbly in the roughest seas. The wide beams and flared bows proved extremely safe and dependable.

Grady-White began producing easy-to-care-for fiberglass Grady-Whites about 15 years ago. To maintain our already famous reputation for safety and dependability, we produced our fiberglass Grady-Whites by the hand lay-up method. No other method of boat building insures the same degree of uniformity, strength from stem to stern, hull performance and lasting beauty.

Grady-White continues to build boats by this time-consuming method. Our craftsmen are skilled and our production is limited and unhurried so that we can continue to set the standard for quality in the boat building industry. Since most Grady-Whites are being used for fishing either offshore or in large bodies of water, I feel a personal responsibility to insure that our boats are as strong and safe as possible.

Our company is family-owned and family-managed. My greatest source of personal satisfaction comes from knowing that we build for your family one of the finest, best performing and safest boats at a fair price. My entire working life has been dedicated to personalized attention to production, sales and service of Grady-White boats.

Our Grady-White dealer organization is, in my opinion, the strongest and most professional dealer group in the entire marine industry. I know our dealers and their families personally. Since I strongly believe that every Grady-White should be built and serviced as if it were my own personal boat, giving your dealer the factory support he needs is something that I, myself, attend to.

If you are ever in Eastern North Carolina, please visit us in Greenville in our new, modern, air-conditioned, dust-free factory. Once you've met the people who build Grady-White boats and seen how they are made, you'll know why Grady-White is the choice of knowledgeable, skillful boaters.

No matter whether you use your boat for family recreation, serious sportsfishing or both, sooner or later as a serious boater, I'll bet you'll own a Grady-White.

Happy boating!

Sincerely,

Eddie Smith, Jr.
President



Eddie Smith, Jr.
President
Grady-White Boats



Grady-White's 150,000 square foot facility in Greenville, North Carolina

Step by step quality control insures Grady-White standards.

1.

First we inspect and polish the mold. We carefully inspect each mold, then polish it to insure a good, smooth finish.



2.

The best NPG gel-coat is applied in our dust-free spray booths, giving you a better finish on the hull and deck.




3.

Hand-laid fiberglass means a stronger, safer hull and deck. Only careful hand lay-up of mat and woven roving gives control of the fiberglass-to-resin ratio to insure the uniform strength we require.



4.

Stringers glassed in while the hull is in its mold. While the hull cures in its mold, high-strength stringers are glassed into place, giving your hull permanent strength and shape.



5.

Floatation, strength and sound-proofing from the best polyurethane foam. Strategic cavities in the hull and deck are filled with polyurethane spray which adds floatation, sound absorption, thermal insulation and more hull strength.



6.

Pre-assembly inspection detects the slightest flaws. Before the hull, deck and liner are assembled, our quality control people find and repair the smallest flaws.



7.

Through-bolted hardware for lasting value. Every piece of standard hardware is through-bolted with locking nuts for long-lasting strength and safety.



8.

Every Grady-White gets the individual attention of a custom-built boat. All hardwood trim is made in our own shops. And each piece is custom fitted to each boat. Gauges and cables are tested. Canvas is fitted, then removed for shipping. We even test run each stern drive before it leaves the plant.



9.

We wash each boat for the tough, final inspection. It's easier to inspect a clean boat, so we wash each one for the final inspection.



10.

Built, stored and ready to use. If your Grady-White isn't being shipped immediately, it's protected in a large warehouse we designed and built to store boats.



19' Dual Consoles

In Outboard, Inboard/Outboard.
Stern design for each power option shown on
opposite page.



190 Tarpon (Outboard)

There's not an inch of wasted space in our Dual Console 19's. These fiberglass-lined boats have nearly eight feet of beam and over 75 square feet of cockpit and bow area. With removable fish well, insulated ice box and lockable storage; these boats are just as comfortable cruising, picnicking and skiing as they are fishing.



197 Bluefish (Inboard/Outboard)



Horizontal rod racks



Aft cockpit (197)



Port console storage



Cockpit forward



Instrument panel

Standard Features

Cockpit & Deck	190	197
Marinium deck hardware	X	X
Stainless steel bow rail	X	X
Bow seats, with storage compartment and insulated icebox	X	X
Bow anchor-storage compartment	X	X
Walk-thru windshield, with tempered safety glass	X	X
Lockable storage compartment in walk-thru area	X	X
Heavy-duty gunwale molding	X	X
Stainless steel steering wheel	X	X
Covered instrument panel	X	X
Glove box with lock	X	X
Six, drink holders	X	X
Pedestal chairs, swivel and sliding	X	X
Non-skid fiberglass cockpit liner	X	X
Self-bailing cockpit	X	
Side-storage shelves	X	X
40-gallon aluminum gas tank	X	X
Horizontal rod racks	X	X
Removable fish well, in cockpit floor	X	X
Removable stern light	X	X
Mechanical steering	X	
Level flotation	X	
Basic flotation		X
International lighting	X	X
BIA approved ventilation		X
Automatic bilge pump		X
Insulated engine box, with drink holders and four vertical rod holders		X
Aft-deck rigging area, with cutting board and two drink holders		X
Removable, aft-seat cushions	X	X

Factory Options

General		
Windshield wiper	O	O
Portable head for compartment storage	O	O
48-quart, removable, insulated cooler with cushion seat	O	O
Horn	O	O
Cockpit lights	O	O
Automatic bilge pump	O	
Outrigger kit, 15 feet	O	O
Rod holders, (four) flush-mounted, marinium	O	O
Sleeper seat	O	O
Teak swim platform, with ladder, port side	O	O
Chair gimbals		O
Canvas		
Top and side curtains, with boot	O	O
Aft curtain	O	O
Bow cover	O	O
Mooring cover	O	O
Chair cover for pedestal chair	O	O




190 Tarpon Outboard Stern

190 Tarpon

(Outboard)

Centerline length	18' 11"
Beam amidships	94"
Transom height	20"
Transom width	92"
Hull draft	14"
Maximum h.p.	200 h.p.
Weight	1900 lbs.



197 Bluefish Inboard/Outboard Stern

197 Bluefish

(Inboard/Outboard)

Centerline length	18' 11"
Beam amidships	94"
Transom height	39"
Transom width	92"
Hull draft	14"
Weight	
(w/170 h.p.)	2680 lbs.



Bow area



Bow area ice box



Bow area storage



Walk-through storage



Floor fish box

20' Center Console



204 Fisherman (Outboard)

The Grady-White center console. It's the only one we build. And it's designed and finished like no other 20-foot center console anywhere. With 12 rod holders, plenty of dry storage and a console designed specifically for fishing electronics, the 80 square foot, self-bailing cockpit are clean and open for hard-charging, big water fishing.

204 Fisherman

(Outboard)

Centerline length	20' 4"
Beam amidships	96"
Transom height	25"
Transom width	94"
Hull draft	14"
Maximum h.p.	230 h.p.
Weight	1995 lbs.

Standard Features

Cockpit & Deck

Marinium deck hardware
Stainless steel bow rail
Heavy-duty gunwale molding

Stainless steel steering wheel
Pedestal chairs, swivel and sliding
Non-skid fiberglass cockpit liner
Self-bailing cockpit
Spring line cleats
80-gallon aluminum gas tank
Horizontal rod racks
Removable stern light
Two, aft-cockpit, insulated fishboxes, with overboard drains
Two, battery storage compartments
Aft-cockpit, fold-down motor well bulkhead
Mechanical steering
Basic flotation
International lighting
Automatic bilge pump
Six, vertical, cockpit rod-storage holders
Console storage compartment, with lockable door
Console radio box, with hinged plexi-glass door
Tinted, plexi-glass windshield, with handrail
Two built-in drink holders, in console
Forward compartment, for storage (or marine head)
Two, forward, insulated fishboxes, with overboard drains
Raised casting platform

Factory Options

General

Marine head
Chair gimbals
Horn
Cockpit lights
Outrigger kit, 15 feet
Rod holders, (four) flush mounted, marinium
Single binnacle control
Dual binnacle control
Bow lifting ring
Aerated live well
Washdown pump with hose
Insulated fishbox seat, with backrest (in place of pedestal chairs)
Hydraulic steering
Economixer and primer

Canvas

Mooring cover
Chair cover for pedestal chair
Folding Bimini top, with boot
Side curtains
Casting platform sprayhood, with boot
Connector top to sprayhood
Casting platform privacy curtain



Cockpit forward



Forward storage with head (option)

20' Walkaround Cabins

In Outboard, Inboard/Outboard and Sea Drive.
Stern design for each power option shown on
opposite page.



204-C Overnighter (Outboard)

Year after year, more people choose these 20-foot walkaround boats than any others in our line. The reason? Simple. These economical vee-hull boats are versatile family boats that double as hard-nosed fishing machines. The built-in iceboxes, storage and rod holders leave the big, self-bailing cockpit open, and ready to fight fish. Yet, when the fish aren't biting, these 20-footers are just as at home cruising, picnicking and skiing with the whole family.



206 Islander (Sea Drive)




Helm station



Cabin interior forward



Bow anchor locker



Engine access (205)



Recessed walkway

Standard Features

Cabin

	204-C	205	206
Four, cabin rod-storage holders	X	X	X
Recessed, non-skid walkway around entire cabin	X	X	X
Sliding, side cabin windows	X	X	X
Vinyl-covered, foam bunk cushions	X	X	X
Cabin lamp	X	X	X
Three, large, under-bunk storage compartments	X	X	X
Teak, lockable cabin door	X	X	X
Cabin liner side shelves	X	X	X
Fiberglass cabin liner	X	X	X
Nylon cabin headliner	X	X	X

Cockpit & Deck

Marinium deck hardware	X	X	X
Stainless steel bow rail	X	X	X
Bow anchor locker, with cushion seat	X	X	X
Ventilating windshield, with tempered glass	X	X	X
Heavy-duty gunwale molding	X	X	X
Stainless steel steering wheel	X	X	X
Covered instrument panel	X	X	X
Helm and companion seat drink holder	X	X	X
Pedestal chairs, swivel and sliding	X	X	X
Non-skid fiberglass cockpit liner	X	X	X
Self-bailing cockpit	X	X	X
Side-storage shelves	X	X	X
Spring line cleats	X	X	X
Footrest storage box	X	X	X
65-gallon aluminum gas tank	X	X	X
Removable stern light	X		X
Two, removable, aft bait wells	X		
Insulated icebox (or fish well), between aft bait wells	X		
Cockpit floor storage compartment	X	X	X
Two, large, insulated, cockpit fish boxes, with overboard drains	X	X	X
Two, battery-storage compartments	X		
Hydraulic steering			X
Mechanical steering	X		
Economixer and primer			X
Basic Flotation	X	X	X
International lighting	X	X	X
BIA approved ventilation		X	X
Automatic bilge pump	X	X	X
Opening bulkhead	X	X	X
Insulated engine box, with drink holders and four vertical rod holders		X	
Aft-deck rigging area, with cutting board and 2 drink holders	X	X	
Removable aft seat cushions	X	X	
Removable, tackle-storage tray under cutting board		X	
Four, vertical, rod-storage holders in front of cutting board			X
Six, vertical, cockpit rod-storage holders	X	X	X

Factory Options

General

Windshield wiper(s)	O	O	O
Marine head	O	O	O
Chair gimbals	O	O	O
Horn	O	O	O
Cockpit lights	O	O	O
Outrigger kit, 15 feet	O	O	O
Rod holders, (four) flush-mounted, marinium	O	O	O



204-C Overnighter Outboard Stern

204-C Overnighter (Outboard)

Centerline length	20' 4"
Beam amidships	96"
Transom height	25"
Transom width	94"
Hull draft	14"
Maximum h.p.	230 h.p.
Weight	2300 lbs.



205 Gulfstream Inboard/Outboard Stern

205 Gulfstream (Inboard/Outboard)

Centerline length	20' 4"
Beam amidships	96"
Transom height	43"
Transom width	94"
Hull draft	14"
Weight (w/170 h.p.)	3080 lbs.



206 Islander Sea Drive Stern

206 Islander (Sea Drive)

Centerline length	20' 4"
Beam amidships	96"
Transom height	43"
Transom width	94"
Hull draft	14"
Weight (w/2.5 litre)	2780 lbs.

	204-C	205	206
Teak swim platform, with ladder	O	O	O
Engine options to 260 h.p.		O	
2.6 litre OMC Sea Drive			O
Single binnacle control	O		
Dual binnacle control	O	O	O
Bow lifting ring	O	O	O
Aerated live well	O		
Washdown pump with hose	O	O	O
Hardtop with radio box	O	O	O
Hardtop rod holders	O		
Hydraulic steering	O		
Stern seat cushions and safety rails	O	O	O
Chair gimbals			

Canvas

Top and side curtains, with boot	O	O	O
----------------------------------	---	---	---

	204-C	205	206
Drop curtain	O	O	O
Helm station cover	O	O	O
Mooring cover	O	O	O
Chair cover for pedestal chair	O	O	O
Hardtop canvas	O	O	O



Insulated fish box

22' Cuddy Cabins

In Outboard, Inboard/Outboard and Sea Drive. Stern design for each power option shown on opposite page.



222 Bahama (Sea Drive)

The classic, raised sheer lines of these big-cockpit, closed-deck 22-footers have many people mistaking them for much larger fishing boats. The cuddy cabins in each have two berths and room for a marine head. But the big story is the usable cockpit space in these fiberglass lined, self-bailing 22's. Each is fitted with large, built-in fish boxes with overboard drains, with room for an optional live well.



220 Bimini (Outboard)



Forward cabin hatch



Horizontal rod racks



Cabin interior forward



Cockpit forward



Helm and non-skid walkway

Standard Features

Cabin

	220	221	222
Four, cabin rod-storage holders	X	X	X
Non-skid walkway around entire cabin	X	X	X
Sliding, side-cabin windows	X	X	X
Two, fixed, front-cabin windows	X	X	X
Forward cabin hatch	X	X	X
Fabric-covered, foam bunk cushions	X	X	X
Cabin lamp	X	X	X
Three, large, under-bunk storage compartments	X	X	X
Teak door with hatch	X	X	X
Cabin liner side shelves	X	X	X
Port cabin storage shelves	X	X	X
Nylon cabin headliner	X	X	X

Cockpit & Deck

Full, non-skid, fiberglass liner	X	X	X
Marinium deck hardware	X	X	X
Stainless steel bow rail	X	X	X
Bow lifting ring	X	X	X
Bow compartment rope locker	X	X	X
190-quart, insulated fish box with overboard drain	X	X	X
Ventilating windshield	X	X	X
Heavy-duty gunwale molding	X	X	X
Stainless steel steering wheel	X	X	X
Covered instrument panel	X	X	X
Horn	X	X	X
Cockpit lights	X	X	X
Helm and companion seat drink holders	X	X	X
Lockable helm station radio box	X	X	X
Pedestal chairs	X	X	X
Self-bailing cockpit	X	X	X
Side storage shelves	X	X	X
Spring line cleats	X	X	X
93-gallon aluminum gas tank	X	X	X
Horizontal rod racks	X	X	X
Removable stern light	X	X	X
Two, battery storage compartments	X		
Aft-cockpit, fold-down motor well bulkhead	X		
Hydraulic steering		X	
Mechanical steering	X		
Economixer and primer		X	X
Basic flotation	X	X	X
International lighting	X	X	X
BIA approved ventilation		X	X
Two, automatic bilge pumps	X	X	X
Insulated engine box, with drink holders and 4 vertical rod holders	X		
Aft-deck rigging area, with cutting board and two drink holders	X	X	
Removable aft seat cushions	X	X	
Removable tackle storage tray under cutting board		X	
Four, vertical, rod holders	X	X	
Two, aft-cockpit fish boxes, with overboard drains	X		
One divided, insulated fish box larger section is 90-qt. and smaller (45-qt.) section accepts live well aerator as an option. Both sections have over-board drains.	X	X	X
Two, fish box seat cushions	X	X	X



220 Bimini Outboard Stern

220 Bimini (Outboard)

Centerline length	22'
Beam amidships	96"
Transom height	25"
Transom width	94"
Hull draft	14"
Maximum h.p.	260 h.p.
Weight	2700 lbs.



221 Pacific Inboard/Outboard Stern

221 Pacific (Inboard/Outboard)

Centerline length	22'
Beam amidships	96"
Transom height	47"
Transom width	94"
Hull draft	14"
Weight (w/170 h.p.)	3560 lbs.



222 Bahama Sea Drive Stern

222 Bahama (Sea Drive)

Centerline length	22'
Beam amidships	96"
Transom height	47"
Transom width	94"
Hull draft	14"
Weight (w/2.6 litre)	3260 lbs.

Factory Options

General

	220	221	222
Windshield wiper(s)	O	O	O
Marine head	O	O	O
95-quart, insulated, portable fish box	O	O	O
Chair gimbals	O	O	O
Outrigger kit, 15 feet	O	O	O
Rod holders, (four) flush-mounted, marinium	O	O	O
Teak swim platform, with ladder	O	O	O
Chain-pipe deck fitting	O	O	O
Engine options to 260 h.p.		O	
Single binnacle control	O		
Dual binnacle control	O		
Aerated live well	O	O	O
Hydraulic steering	O		

	220	221	222
Hydraulic trim tabs	O	O	O
Transom modification (twin 20" engines)	O		
40-gallon, auxiliary gas tank	O	O	O
Washdown pump with hose	O	O	O
Economixer and automatic primer pump	O		
Hardtop, with radio box	O	O	O
Hardtop rod holders	O	O	O
Canvas			
Top and side curtains, with boot	O	O	O
Drop curtain	O	O	O
Helm station cover	O	O	O
Mooring cover	O	O	O
Chair cover for pedestal chair	O	O	O
Hardtop canvas	O	O	O

22' Dual Consoles

In Outboard, Inboard/Outboard and Sea Drive.
Stern design for each power option shown on
opposite page.




225 Tournament (Sea Drive)

The dual console makes a better sportfishing boat than a center console because you can fish a dual console in more types of weather. In good weather, they open up, giving you access forward. They have 385 quarts of insulated boxes, double the dry storage, more room for electronics and more built-in features than center consoles. And, when it rains, they really shine. With a full windshield, top and side curtains you can fish colder, rougher weather.



223 Tournament (Outboard)



Helm console with radio box



Glove box with chart tube



Removable tackle tray (225)



Motor well bulkhead, down (223)



Bow anchor locker




Starboard insulated fish box

Standard Features

Cockpit & Deck

	223	224	225
Full, non-skid, fiberglass liner	X	X	X
Marinium deck hardware	X	X	X
Stainless, recessed bow rail	X	X	X
Bow lifting ring	X	X	X
Two, removable, bow-area cushioned seats	X	X	X
Two, bow-area, drink holders	X	X	X
Anchor locker in bow floor	X	X	X
190-quart insulated fish box under helmsman seat	X	X	X
60-quart insulated fish box (or ice box) in forward bow area, with overboard drain	X	X	X
Walk-thru windshield, with tempered glass	X	X	X
Heavy-duty gunwale molding	X	X	X
Stainless steel steering wheel	X	X	X
Covered instrument and accessory switch panels	X	X	X
Horn	X	X	X
Cockpit lights	X	X	X
Lockable glove box, with chart storage tube	X	X	X
Helm and companion seat drink holders	X	X	X
Large, lockable radio box, in front of instrument panel	X	X	X
Pedestal chairs	X	X	X
Self-bailing cockpit	X	X	X
Side storage shelves	X	X	X
Spring line cleats	X	X	X
93-gallon, aluminum gas tank	X	X	X
Horizontal rod racks	X	X	X
Removable stern light	X	X	X
Two, battery storage compartments	X		
Aft-cockpit, fold-down motor well bulkhead	X		
Hydraulic steering		X	
Mechanical steering	X		
Economixer			X
Basic flotation	X	X	X
International lighting	X	X	X
BIA approved ventilation		X	X
Automatic bilge pump	X	X	X
Insulated engine box, with drink holders and four vertical rod holders		X	
Aft-deck rigging area, with cutting board and two drink holders		X	X
Removable aft seat cushions		X	X
Removable tackle storage tray under cutting board			X
Four, vertical, rod-storage holders	X		X
Two, fish box seat cushions	X	X	X
Two, large, lockable storage compartments in port side console with four sliding tackle drawers	X	X	X
One large, lockable storage compartment, in starboard console	X	X	X
Two, aft-cockpit fish boxes, with overboard drains	X		
One divided, insulated fish box (or ice box) under companion seat—larger section is 90-qt. and smaller (45-qt.) section accepts live well aerator as an option. Both sections have overboard drains	X	X	X



223 Tournament Outboard Stern

223 Tournament (Outboard)

Centerline length	22'
Beam amidships	96"
Transom height	25"
Transom width	94"
Hull draft	14"
Maximum h.p.	260 h.p.
Weight	2600 lbs.



224 Tournament Inboard/Outboard Stern

224 Tournament (Inboard/Outboard)

Centerline length	22'
Beam amidships	96"
Transom height	47"
Transom width	94"
Hull draft	14"
Weight (w/170 h.p.)	3450 lbs.



225 Tournament Sea Drive Stern

225 Tournament (Sea Drive)

Centerline length	22'
Beam amidships	96"
Transom height	47"
Transom width	94"
Hull draft	14"
Weight (w/2.6 litre)	3160 lbs.

Factory Options

General	223	224	225
Windshield wiper	O	O	O
Portable head for compartment storage	O	O	O
95-quart, insulated, portable fish box	O	O	O
Outrigger kit, 15 feet	O	O	O
Teak swim platform, with ladder	O	O	O
Engine options to 260 h.p.	O	O	
Single binnacle control	O		
Dual binnacle control	O		
Aerated live well	O	O	O
Hydraulic steering	O		
Hydraulic trim tabs	O	O	O
Transom modification (twin 20" engines)	O		

	223	224	225
Rod holders (four) flush mounted marinium	O	O	O
40-gallon, auxiliary gas tank	O	O	O
Washdown pump, with hose	O	O	O
Economixer and automatic primer pump	O		
Hardtop, with radio box	O	O	O
Hardtop rod holders	O	O	O
Tower	O	O	O
Canvas			
Top and side curtains, with boot	O	O	O
Drop curtain	O	O	O
Helm station cover	O	O	O
Bow cover	O	O	O
Mooring cover	O	O	O
Chair cover for pedestal chair	O	O	O
Hardtop canvas	O	O	O
Tower canvas	O	O	O



Tackle drawers

22' Walkaround Cabins

In Outboard, Inboard/Outboard and Sea Drive. Stern design for each power option shown on opposite page.



226 Seafarer (Outboard)

The newest walkarounds in the Grady-White line, the 22-foot Seafarers offer the protection and comfort of a cuddy cabin, windshield and top for taking a party offshore. With rod racks, 325 quarts of insulated fish boxes and plenty of storage, the 75 foot self-bailing cockpit stays clear and uncluttered. Plus, these versatile 22's trailer easily so you can fish more places and save money on storage.



Available in Outboard, Inboard/Outboard, and Sea Drive



Cabin interior forward



Cockpit forward



Horizontal rod racks



Insulated fish box



Recessed walkway

Standard Features

Cabin

	226	227	228
Four, cabin, rod-storage holders	X	X	X
Recessed, non-skid walkway around entire cabin	X	X	X
Sliding, side-cabin windows	X	X	X
Two, fixed, front-cabin windows	X	X	X
Forward cabin hatch, with cushion seat	X	X	X
Fabric-covered, foam bunk cushions	X	X	X
Cabin lamp	X	X	X
Three, large, under-bunk storage compartments	X	X	X
Teak, lockable, cabin door with companionway hatch	X	X	X
Cabin liner side shelves	X	X	X
Port cabin storage shelves	X	X	X
Nylon cabin headliner	X	X	X

Cockpit & Deck

Full, non-skid, fiberglass liner	X	X	X
Marinium deck hardware	X	X	X
Stainless steel bow rail	X	X	X
Bow lifting ring	X	X	X
Bow compartment rope locker	X	X	
190-quart insulated fish box (or storage compartment), under helmsman seat, with overboard drain	X	X	X
Ventilating windshield, with tempered glass	X	X	X
Heavy-duty gunwale molding	X	X	X
Stainless steel steering wheel	X	X	X
Covered instrument panel	X	X	X
Horn	X	X	X
Cockpit lights	X	X	X
Helm and companion seat drink holders	X	X	X
Large, lockable radio box, in front of instrument panel	X	X	X
Pedestal chairs, swivel and sliding	X	X	X
Self-bailing cockpit	X	X	X
Side storage shelves	X	X	X
Spring line cleats	X	X	X
93-gallon aluminum gas tank	X	X	X
Horizontal rod racks	X	X	X
Removable stern light	X		X
Two, battery storage compartments	X		
Aft-cockpit, fold-down motor well bulkhead	X		
Hydraulic steering			X
Mechanical steering	X		
Economixer and primer			X
Basic flotation	X	X	X
International lighting	X	X	X
BIA approved ventilation		X	X
Two automatic bilge pumps	X	X	X
Insulated engine box, with drink holders and four vertical rod holders	X		
Aft-deck rigging area, with cutting board and two drink holders	X	X	
Removable, aft seat cushions	X	X	
Removable, tackle-storage tray under cutting board	X		
Four, vertical, rod-storage holders in front of cutting board	X		
Four, vertical, rod-storage holders	X		
Two, aft-cockpit fish boxes, with overboard drains	X		
One divided, insulated fish box (or icebox) under companion seat—larger section is 90-qt. and smaller (45-qt.) section accepts live well aerator as an option.			



226 Seafarer Outboard Stern

226 Seafarer (Outboard)

Centerline length	22'
Beam amidships	96"
Transom height	25"
Transom width	94"
Hull draft	14"
Maximum h.p.	260 h.p.
Weight	2730 lbs.



227 Seafarer Inboard/Outboard Stern

227 Seafarer (Inboard/Outboard)

Centerline length	22'
Beam amidships	96"
Transom height	47"
Transom width	94"
Hull draft	14"
Weight (w/170 h.p.)	3590 lbs.



228 Seafarer Sea Drive Stern

228 Seafarer (Sea Drive)

Centerline length	22'
Beam amidships	96"
Transom height	47"
Transom width	94"
Hull draft	14"
Weight (w/2.6 litre)	3290 lbs.

	226	227	228
Both sections have over board drains	X	X	X
Two, fish box seat cushions	X	X	X

Factory Options

General

Windshield wiper(s)	O	O	O
Marine head	O	O	O
95-quart, insulated, portable fish box	O	O	O
Chair gimbals	O	O	O
Outrigger kit, 15 feet	O	O	O
Rod holders, (four) flush-mounted, marinium	O	O	O
Swim platform, with ladder	O	O	O
Chain pipe deck fitting	O	O	O
Engine options to 260 h.p.		O	
Single binnacle control	O		
Dual binnacle control	O		

	226	227	228
Aerated live well	O	O	O
Hydraulic steering	O		
Hydraulic trim tabs	O	O	O
Transom modification (twin 20" engines)	O		
40-gallon, auxiliary gas tank	O	O	O
Washdown pump, with hose	O	O	O
Economixer and automatic primer pump	O		
Hardtop, with radio box	O	O	O
Hardtop rod holders	O	O	O
Canvas			
Top and side curtains, with boot	O	O	O
Drop curtain	O	O	O
Helm station cover	O	O	O
Mooring cover	O	O	O
Chair cover for pedestal chair	O	O	O
Hardtop canvas	O	O	O

24' Walkaround Cabins

In Outboard, Inboard/Outboard and Sea Drive. Stern design for each power option shown on opposite page.



241 Weekender (Inboard/Outboard)

Take the whole family, or a big fishing party, out for the day in one of these trailerable, big water boats. The walkaround cabin has plenty of storage, berths—even room for a marine head. What's more, 325 quarts of insulated boxes and ample cockpit storage are built-in. So, you'll have more than 110 square feet of non-skid, self-bailing cockpit that's clear of loose coolers and gear when a big one strikes.



240 Offshore (Outboard)



Forward cabin hatch



Cabin interior forward



Insulated fish box



Cockpit forward



Helm station radio box

Standard Features

Cabin

	240	241	242
Four, cabin, rod-storage holders	X	X	X
Recessed, non-skid walkway around entire cabin	X	X	X
Sliding, side-cabin windows	X	X	X
Two, fixed, front-cabin windows	X	X	X
Forward cabin hatch, with cushion seat	X	X	X
Fabric-covered, foam bunk cushions	X	X	X
Cabin lamp	X	X	X
Three, large, under-bunk storage compartments	X	X	X
Teak, lockable cabin door	X	X	X
Cabin liner side shelves	X	X	X
Port cabin storage shelves	X	X	X
Nylon cabin headliner	X	X	X

Cockpit & Deck

Full, non-skid fiberglass liner	X	X	X
Marinium deck hardware	X	X	X
Stainless steel bow rail	X	X	X
Bow lifting ring	X	X	X
Bow compartment rope locker	X	X	X
190-quart, insulated, fish box with overboard drain	X	X	X
Ventilating windshield	X	X	X
Heavy-duty gunwale molding	X	X	X
Stainless steel steering wheel	X	X	X
Covered instrument panel	X	X	X
Horn	X	X	X
Cockpit lights	X	X	X
Helm and companion seat drink holders	X	X	X
Lockable, helm radio box	X	X	X
Pedestal chairs	X	X	X
Self-bailing cockpit	X	X	X
Side storage shelves	X	X	X
93-gallon aluminum gas tank	X	X	X
Horizontal rod racks	X	X	X
Removable stern light	X	X	X
Two, battery storage compartments	X		
Aft-cockpit, fold-down motor well bulkhead	X		
Hydraulic steering		X	
Mechanical steering	X		
Economixer and primer		X	
Basic flotation	X	X	X
International lighting	X	X	X
BIA approved ventilation		X	X
Two automatic bilge pumps	X	X	X
Insulated engine box, with drink holders and four vertical rod holders		X	
Aft-deck rigging area, with cutting board and two drink holders	X	X	
Removable, aft-seat cushions	X	X	
Removable, tackle-storage tray under cutting board		X	
Four, vertical, rod-storage holders	X	X	
Two, fishbox seat cushions	X	X	X
Two, aft-cockpit fishboxes, with overboard drains	X		
One divided, insulated fish box 90-qt. and smaller 45-qt. which accepts aerator option. Both sections have overboard drains	X	X	X



240 Offshore Outboard Stern

240 Offshore (Outboard)

Centerline length	24' 1"
Beam amidships	96"
Transom height (single)	25"
Transom height (twin)	20"
Transom width	92"
Hull draft	16"
Maximum h.p.	280 h.p.
Weight	3025 lbs.



241 Weekender Inboard/Outboard Stern

241 Weekender (Inboard/Outboard)

Centerline length	24' 1"
Beam amidships	96"
Transom height	49"
Transom width	92"
Hull draft	16"
Weight (w/260 h.p.)	4150 lbs.



242 Caribbean Sea Drive Stern

242 Caribbean (Sea Drive)

Centerline length	24' 1"
Beam amidships	96"
Transom height	49"
Transom width	92"
Hull draft	16"
Weight (w/2.6 litre)	3820 lbs.

Factory Options

General

	240	241	242
Windshield wiper(s)	O	O	O
Marine head	O	O	O
95-quart, portable fishbox	O	O	O
Chair gimbals	O	O	O
Outrigger kit, 15 feet	O	O	O
Rod holders, (four) flush mounted, marinium	O	O	O
Teak swim platform, with ladder	O	O	O
Large, teak swim platform with ladder		O	
Chain-pipe deck fitting	O	O	O
Engine options to 260 h.p.		O	
Single binnacle control	O		
Dual binnacle control	O		

	240	241	242
Aerated live well	O	O	O
Hydraulic steering	O		
Hydraulic trim tabs	O	O	O
55-gallon, auxiliary gas tank	O	O	O
Washdown pump with hose	O	O	O
Economixer and automatic primer pump	O		
Hardtop, with radio box	O	O	O
Hardtop rod holders	O	O	O

Canvas

Top and side curtains, with boot	O	O	O
Drop curtain	O	O	O
Helm station cover	O	O	O
Chair cover for pedestal chair	O	O	O
Hardtop canvas	O		
Camper canvas	O	O	O

24' Dual Consoles

In Outboard, Inboard/Outboard and Sea Drive. Stern design for each power option shown on opposite page.



243 Tournament (Outboard)

The Dual Console design offers fishermen more than a center console. Rain or shine, these roomy 24-footers are outstanding day-boats. Opened-up, they offer easy forward access, more storage, more room for electronics and more aft cockpit space than center consoles. When the weather gets rough, they have real protection, with a full windshield, top and side curtains.



Available in Outboard, Inboard/Outboard, and Sea Drive



Walk-through area aft



Cockpit forward



Bow insulated ice box



Vista-top canvas



Insulated fish box



Helm console

Standard Features

Cockpit & Deck

	243	244	245
Full, non-skid fiberglass liner	X	X	X
Marinium deck hardware	X	X	X
Stainless steel, recessed bow rails	X	X	X
Bow lifting ring	X	X	X
Two, removable, bow cushion seats	X	X	X
Two, bow area drink holders	X	X	X
Anchor locker in bow floor	X	X	X
190-quart, insulated, fish box under helmsman seat, with overboard drain	X	X	X
60-quart, insulated, fishbox (or icebox), in forward bow area, with overboard drain	X	X	X
Walk-thru windshield	X	X	X
Heavy-duty gunwale molding	X	X	X
Stainless steel steering wheel	X	X	X
Covered instrument panel	X	X	X
Horn	X	X	X
Cockpit lights	X	X	X
Lockable glove box, with chart storage tube	X	X	X
Drink holders	X	X	X
Large, lockable, radio box in front of instrument panel	X	X	X
Pedestal chairs, swivel and sliding	X	X	X
Self-bailing cockpit	X	X	X
Side storage shelves	X	X	X
93-gallon, aluminum gas tank	X	X	X
Horizontal rod racks	X	X	X
Removable stern light	X	X	X
Two, battery storage compartments	X		
Aft-cockpit, fold-down motor well bulkhead	X		
Hydraulic steering			X
Mechanical steering	X		
Economixer and automatic primer pump			X
Basic flotation	X	X	X
International lighting	X	X	X
BIA approved ventilation		X	X
Automatic bilge pump	X	X	X
Insulated engine box, with drink holders and four vertical rod holders			X
Aft-deck rigging area, with cutting board and two drink holders		X	X
Removable, aft seat cushions		X	X
Removable, tackle-storage tray under cutting board			X
Four, vertical rod-storage holders	X		X
Two, fish box seat cushions	X	X	X
Two, large, storage compartments in port side console, with four tackle drawers	X	X	X
Large, storage compartment in starboard console	X	X	X
Two, aft-cockpit fish boxes	X		
One divided, insulated fish box (or icebox) under companion seat—larger section is 90-qt. and smaller (45-qt.) section accepts live well aerator as an option. Both sections have overboard drains	X	X	X

Factory Options

General			
Windshield wiper	O	O	O
Portable head for compartment storage	O	O	O



243 Tournament Outboard Stern



244 Tournament Inboard/Outboard Stern



245 Tournament Sea Drive Stern

243 Tournament (Outboard)

Centerline length	24' 1"
Beam amidships	96"
Transom height	25"
Transom width	92"
Hull draft	16"
Maximum h.p.	280 h.p.
Weight	2800 lbs.

244 Tournament (Inboard/Outboard)

Centerline length	24' 1"
Beam amidships	96"
Transom height	49"
Transom width	92"
Hull draft	16"
Weight (w/260 h.p.)	3600 lbs.

245 Tournament (Sea Drive)

Centerline length	24' 1"
Beam amidships	96"
Transom height	49"
Transom width	92"
Hull draft	16"
Weight (w/2.6 litre)	3360 lbs.

	243	244	245
95-quart, insulated, portable fish box	O	O	O
Outrigger kit, 15 feet	O	O	O
Rod holders, (four) flush-mounted, marinium	O	O	O
Teak swim platform, with ladder	O	O	O
Large, teak swim platform, with ladder		O	
Engine options to 260 h.p.		O	
Single binnacle control	O		
Dual binnacle control	O		
Aerated live well	O	O	O
Hydraulic steering	O		
Hydraulic trim tabs	O	O	O
55-gallon, auxiliary gas tank	O	O	O
Washdown pump, with hose	O	O	O
Economixer and automatic primer pump	O		

	243	244	245
Hardtop, with radio box	O	O	O
Hardtop rod holders	O	O	O
Tower	O	O	O
Canvas			
Top and side curtains, with boot	O	O	O
Drop curtain	O	O	O
Helm station cover	O	O	O
Bow cover	O	O	O
Mooring cover	O	O	O
Chair cover for pedestal chair	O	O	O
Hardtop canvas	O	O	O
Tower canvas	O	O	O



Tackle drawers

25' Walkaround Cabins

In Outboard, Inboard/Outboard and Sea Drive. Stern design for each power option shown on opposite page.



255 Sailfish (Outboard)

Over the last 5 years these boats have changed fishermen's minds about size, speed and economy in off-shore machines. With built-in features, including fish boxes, rod racks and plenty of storage, there's ample room to move in the self-bailing cockpit. And the walkaround cabin offers a galley, berths, a head enclosure; room for live-aboard weekend fishing.



Insulated aft ice box (255)



Cabin interior forward



254 Kingfish (Inboard/Outboard)



Optional head, shower/sink



Cockpit forward



Fold-down alcohol stove



Horizontal rod racks

Standard Features

Cabin

	252	254	255
Sliding cabin windows	X	X	X
Two, fixed, front-cabin windows	X	X	X
Four, under-bunk compartments	X	X	X
Cabin liner side shelves	X	X	X
Four, rod-storage holders	X	X	X
Nylon cabin headliner	X	X	X
Bow compartment rope locker	X	X	X
Forward cabin hatch,	X	X	X
Galley cabinet	X	X	X
Stainless steel sink	X	X	X
Head enclosure, with lamp	X	X	X
Fold-down alcohol stove	X	X	X
Built-in icebox	X	X	X
Two, cabin tables	X	X	X
Cabin lamp	X	X	X
Three, full-sized berths	X	X	X
Cabin-step storage box	X	X	X
25-gallon water tank	X	X	X
Teak door with hatch	X	X	X
Bow lifting ring	X	X	X

Cockpit & Deck

Stainless steel bow rail	X	X	X
Heavy-duty gunwale molding	X	X	X
Marinium deck hardware	X	X	X
Recessed, non-skid walkway around entire cabin	X	X	X
Spring line cleats	X	X	X
Side cabin handrails	X	X	X
Stainless steel steering wheel	X	X	X
Covered instrument panel	X	X	X
Pedestal chairs	X	X	X
Horn	X	X	X
130-quart, insulated fish box	X	X	X
Drink holders	X	X	X
Full, non-skid fiberglass liner	X	X	X
Ventilated windshield	X	X	X
Lockable side compartment with fishing-rig racks	X	X	X
Lockable, radio box	X	X	X
Self-bailing cockpit	X	X	X
Cockpit lights	X	X	X
125-gallon, aluminum gas tank	X		
198-gallon capacity gas tanks (125-gal. and 73-gal.)	X		X
Horizontal rod racks	X	X	X
Side storage shelves	X	X	X
Two, removable, aft-deck wells	X	X	
Recirculating, insulated aft-deck livewell	X		X
Insulated engine box		X	
Aft-cockpit tackle drawer	X		
Fold-down motor well bulkhead			X
Washdown pump, with hose	X		X
Two, automatic bilge pumps	X	X	X
Hydraulic steering	X		X
Two economixers and two automatic primer pumps	X		
BIA approved ventilation	X	X	
Hydraulic trim tabs	X		
International lighting	X	X	X
Basic flotation	X	X	X

Factory Options

General

Windshield wiper(s)	O	O	O
Marine head	O	O	O
Rod holders, (four) flush-mounted, marinium	O	O	O
Outrigger kit, 15 feet	O	O	O
Outrigger kit, 18 feet cabin-side mount	O	O	O
Chair gimbals	O	O	O



255 Sailfish Outboard Stern



254 Kingfish Inboard/Outboard Stern



252 Swordfish Sea Drive Stern

255 Sailfish

(Outboard)

Centerline length	25' 4"
Beam amidships	9' 6"
Transom height	Twin 25"
Transom width	8' 11"
Hull draft	19"
Maximum h.p.	365 h.p.
Weight	4075 lbs.

254 Kingfish

(Inboard/Outboard)

Centerline length	25' 4"
Beam amidships	9' 6"
Transom height	52"
Transom width	8' 11"
Hull draft	19"
Weight (w/dual 170 h.p.)	5500 lbs.

252 Swordfish

(Sea Drive)

Centerline length	25' 4"
Beam amidships	9' 6"
Transom height	52"
Transom width	8' 11"
Hull draft	19"
Weight (w/dual 2.5 litre)	5130 lbs.

	252	254	255
Large, teak swim platform		O	
Teak swim platform, with ladder	O	O	O
Chain-pipe deck fitting	O	O	O
Shower	O	O	O
Dockside power	O	O	O
Hot water heater—110v—requires dockside power	O	O	O
Tower with controls	O	O	O
Hardtop, with radio box	O	O	O
Hardtop rod holders	O	O	O
Shipping cradle	O	O	O
95-quart, insulated, portable fish box	O	O	O
Transom modification (single 25" engine)		O	
Single engine option 260 h.p.		O	
Twin I/O engine options		O	

Dual 2.6 litre Sea Drives	O
Hydraulic trim tabs	O
Single binnacle control	O
Dual binnacle control	O
Wash-down pump, with hose	O
Economixer and automatic primer pump	O

Canvas

Top and side curtains, with boot	O	O	O
Drop curtain	O	O	O
Helm station cover	O	O	O
Chair cover for pedestal chair	O	O	O
Tower canvas	O	O	O
Hardtop canvas	O	O	O

25' Trophy Walkarounds

In Outboard, Inboard/Outboard and Sea Drive. Stern design for each power option shown on opposite page.



257 Trophy (Outboard)

The new, 9½-foot beam Trophy 25's are designed specifically for day-fishing on big water. The lockable, walkaround cabin houses generous storage for 12 rods and plenty of gear, and, because the cabin is compact, it opens up 115 square feet of self-bailing cockpit and walkaround area surrounded with innovative fishing features. There are so many new ideas and fishing features, in fact, some may think your Trophy 25 is custom built.



258 Trophy (Inboard/Outboard)



Rigging station with sink



Instrument panel and radio box



Cabin interior



Cockpit forward



Tackle drawers

Standard Features

Cabin

257 258 259

Full, non-skid fiberglass liner	X	X	X
Cabin chart-storage tubes	X	X	X
Spring line cleats	X	X	X
Cabin drink holders	X	X	X
Stainless steel steering wheel	X	X	X
Sliding cabin windows	X	X	X
Two, fixed, front windows	X	X	X
One full-sized bunk	X	X	X
Large, under-bunk storage	X	X	X
Three, cabin tackle drawers	X	X	X
Two, cabin storage cabinets	X	X	X
Shelf for tackle storage	X	X	X
Cabin liner side shelves	X	X	X
12 cabin rod-storage holders	X	X	X
Nylon cabin headliner	X	X	X
Cabin hanging locker	X	X	X
Bow compartment rope locker	X	X	X
Forward cabin hatch	X	X	X
Head compartment	X	X	X
Cabin lamp	X	X	X
Teak door with hatch	X	X	X

Cockpit & Deck

Bow lifting ring	X	X	X
Stainless steel bow rail	X	X	X
Heavy-duty gunwale molding	X	X	X
Marinimum deck hardware	X	X	X
Recessed, non-skid walkway			
around entire cabin	X	X	X
Ventilated windshield	X	X	X
Covered instrument panel	X	X	X
Pedestal chairs	X	X	X
Horn	X	X	X
Four tackle drawers	X	X	X
Bait rigging station, with			
sink (15-gal. water tank,			
electric pump and 80-qt.			
fish box and cutting board)	X	X	X
300-quart, insulated fish box	X	X	X
150-quart, recirculating live			
well	X	X	X
Helm and companion seat			
drink holders	X	X	X
Radio box	X	X	X
Self-bailing cockpit	X	X	X
Cockpit lights	X	X	X
150-gallon, aluminum gas tank	X		
223-gallon, aluminum gas			
tanks (150-gal. and 73-gal.)	X	X	
Horizontal rod racks	X	X	X
Side storage shelves	X	X	X
Two, removable, aft-deck wells			
and one insulated well with			
overboard drain	X	X	
Two, insulated, aft-deck bait			
wells, with overboard drain	X		
Insulated engine box,			
drink holders and rod holders	X		
Aft-cockpit tackle drawer			X
Wash-down pump, with hose	X	X	X
Fold-down motor well			
bulkhead	X		
Two, automatic bilge pumps	X	X	X
Hydraulic steering	X		X
Two economixers and two			
primer pumps		X	
BIA Approved ventilation	X	X	
Hydraulic trim tabs			X
International lighting	X	X	X
Basic flotation	X	X	X



257 Trophy

(Outboard) *

Centerline length	25' 4"
Beam amidships	9' 6"
Transom height	Twin 25"
Transom width	8' 11"
Hull draft	19"
Maximum h.p.	365 h.p.
Weight	4075 lbs.

*Transom height for twin engines only.



258 Trophy

(Inboard/Outboard)

Centerline length	25' 4"
Beam amidships	9' 6"
Transom height	52"
Transom width	8' 11"
Hull draft	19"
Weight (w/dual 170 h.p.)	5500 lbs.



259 Trophy

(Sea Drive)

Centerline length	25' 4"
Beam amidships	9' 6"
Transom height	52"
Transom width	8' 11"
Hull draft	19"
Weight (w/dual 2.5 litre)	5130 lbs.

Factory Options

General	257	258	259		257	258	259
Windshield wiper (s)	O	O	O	95-quart, portable fish box	O	O	O
Marine head	O	O	O	Single engine 260 h.p.		O	
Rod holders	O	O	O	Twin I/O engine options		O	
Outrigger kit, 15 feet	O	O	O	Dual 2.6 litre Sea Drives	O	O	O
Outrigger kit, 18 feet, cabin-side mount	O	O	O	Dual binnacle control	O		
Chair gimbals	O	O	O	Two economixers and two automatic primer pumps	O		
Teak swim platform	O	O	O				
Large, teak swim platform		O		Canvas			
Chain-pipe deck fitting	O	O	O	Top and side curtains, with boot	O	O	O
Dockside power	O	O	O	Drop curtain	O	O	O
Tower	O	O	O	Helm station cover	O	O	O
Hardtop, with radio box	O	O	O	Chair cover for pedestal chair	O	O	O
Hardtop rod holders	O	O	O	Tower canvas	O	O	O
Shipping cradle	O	O	O	Hardtop canvas	O	O	O

Factory Options

Cover Options: All cover options (except the mooring cover) are made of the finest quality marine vinyl, with corrosion resistant fittings. Individually custom-fit to each boat.



Vista top and side curtains: (all models except Dual Consoles and 204)
Available with drop curtains.



Spray hood, with connector, and Bimini top: 204



Aft curtains: 190, 197



Tournament Series vista top: (all dual consoles)



Helm station cover:
(all models except 19's)



Mooring cover (canvas): Covers and protects entire deck and interior of boat.



Marine head: Available on all models.



Chain pipe deck fitting
(all models except 204-C, 205,
206, 190 and 197)



Insulated portable fish box:
(All models except 19's and 20's)



Camper canvas: 241, 242



Binnae control(s)
(all outboard models except 19's)



Tower with rod holders
and radio box.



Hardtop with canvas, rod holders and radio box.



48-quart removable, insulated cooler
with cushion seat: 190, 197



Stern seat cushions and safety rail: 204-C

Notice: All prices and specifications are subject to change. Grady-White Boats, Inc. reserves the right to discontinue models or change prices, specifications materials, equipment, color or design at any time without incurring obligation. Weight and dimensions on all models are approximate and may vary.



Name _____
 Address _____
 City, State _____ Zip _____

A. Hats
 _____ at \$5.50 each \$ _____
 (One size fits everyone)

B. Golf Shirts
 _____ Small at \$14.95 each \$ _____
 _____ Medium at \$14.95 each \$ _____
 _____ Large at \$14.95 each \$ _____
 _____ Extra Large at \$14.95 each \$ _____

C. Can Coolers
 _____ Sets at \$8.00 per set \$ _____
 (4 coolers per set with
 Grady-White logo)

D. T-Shirts
 _____ Small at \$5.00 each \$ _____
 _____ Medium at \$5.00 each \$ _____
 _____ Large at \$5.00 each \$ _____
 _____ Extra Large at \$5.00 each \$ _____

E. Windbreaker Jacket
 _____ Small at \$21.95 each \$ _____
 _____ Medium at \$21.95 each \$ _____
 _____ Large at \$21.95 each \$ _____
 _____ Extra Large at \$21.95 each \$ _____

Subtotal \$ _____

N.C. Residents add 4% sales tax \$ _____
 Add \$1.50 handling charge \$1.50 _____

Total \$ _____

Please enclose check or money order and mail to
 Grady-White Boats, P.O. Box 1527, Department B,
 Greenville, N.C. 27834

Most Grady-White accessories are available from your
 Grady-White dealer. But, if he's out of stock, please fill out
 the coupon to the left, enclose a check for the full amount
 and mail to Grady-White Boats, P.O. Box 1527, Greenville,
 N.C. 27834. Telephone 919-752-2111



A. Hat (one size fits all) \$5.50
 B. Golf shirt (cotton-polyester
 in S, M, L and XL) \$14.95
 C. Can Cooler (set of 4) \$8.00



D. T-shirt (printed front and
 back in S, M, L and XL)
 \$5.00



E. Windbreaker jacket
 (S, M, L and XL) \$21.95



Photography by Jerry Imber



1983

\$1.50