

1976

**Grady-White
Brochure**

GRADY-WHITE BOATS



The well-made boats



In the beginning there was wood.

For almost twenty years Grady-White has been building well-made boats in Greenville, North Carolina.

The first designs were handcrafted wooden lapstrake boats. The sturdy, wide beam, flared bow design was immediately accepted by demanding New England Coastal boaters.

This was the origin of the Grady-White reputation for off-shore performance and quality construction.



From wood to fiberglass: the 1959 Pamlico and the 1976 Gulfstream.

Then came fiberglass.

In 1968, we changed what we made the boats with, but not the quality and craftsmanship.

To meet consumer demand, for a better raw material for boat construction, we changed our entire manufacturing operation from wood to fiberglass.

The proven performance of the wooden boats, their beaminess, flared bow, and lapstrake hulls was restated in fiberglass. The new Grady-Whites proved to be as strong and seaworthy as their wooden counterparts, but with one tremendous advantage: the easy maintenance of long lasting fiberglass.

A few well-made boats weren't enough.

As we grew, and added new models, the size of our manufacturing facility just didn't allow us to meet our sales demands.

But instead of taking construction short cuts or building a boat too fast, we began planning for expanded manufacturing facilities.

We took the time to do it right and it wasn't until 1972 that we began building one of the largest and most modern boat plants in the country.

On January 1, 1973, we opened our new production facilities. We were able to produce more well-made boats, and at the same time, actually improve their quality.



Our 150,000 square foot manufacturing plant.

Proven performance through use.

Today, Grady-White continues to build upon its reputation as a builder of quality handcrafted boats. The fact that many of our early models are still in operation around the country, especially in rough water areas such as New England, the Chesapeake Bay, the Outer Banks of North Carolina and the Gulf Coast, is proof of their performance and seaworthiness.



Two Grady-White blue water sportfishermen off the Outer Banks of North Carolina.

Safety. A big reason they're still in demand.

By law, all boats under twenty feet in length must be unsinkable. All Grady-White boats have positive foam flotation that meets or exceeds this requirement and all our boats twenty feet and less in length have positive level flotation.



Grady-White's positive level foam flotation.

Every Grady-White boat meets or exceeds all applicable federal standards and Boating Industry Association certification requirements covering maximum horsepower rating, load capacity, seating, steering mechanisms, engine compartment and bilge ventilation systems, fuel tanks and systems, positive flotation and other components.



All Grady-White boats are easily trailerable.

Years of boating enjoyment.

In a Grady-White, you will find a boat of unmatched construction quality, engineered to give you years of safe, dependable boating. Our interior space is designed for maximum use, with additional seating and storage for uncrowded boating.



There is a Grady-White model for every use.


Our hulls provide the helmsman safe, responsive handling even in rough water.

We are proud of the boats we build. You will have the same pride as an owner of the well-made boat. Grady-White.

How a well-made boat is made.



1. The finish of the hulls and decks of any boat can be no better than the quality of the molds. At Grady-White, each mold is hand waxed to a high gloss before entering the spray booths.



2. In the spray booths the very best NPG® gel coat is applied under dust free conditions. This insures a glossier, smoother finish.



3. The mold is then covered with layers of fiberglass mat and woven roving, saturated with resin and rolled smooth by hand. The overlapped fiberglass layers in stress areas and the correct mixture of fiberglass to resin provides consistently strong decks and hulls.



4. The stringers are completely glassed in while the hulls are curing in the molds. This insures the hull will always retain its original shape.




5. The finest, high density polyurethane foam, that is impervious to gas and oil, and fire retardant is carefully sprayed into the hull and deck cavities for flotation. This foam adheres to the hull and deck surfaces adding extra structural strength and sound absorption.



6. Because of the high degree of handcrafted work in the laminating area, our workers take their jobs seriously. Before the hulls and decks pass through the firewall into the assembly area, the same serious attention is given to a final lamination area quality control inspection. This inspection includes an examination of parts for blemishes, structural strength and craftsmanship.



7. The assembly area is where all the parts, hundreds of them, come together to become individual boats. Work goes on steadily, but without the frantic pace associated with automobile factories or other high volume plants. Quality control checks each part, each installation.



8. Not all boats we make are shipped right away. We work year round, not just during the boat buying season. Outside our building is a warehouse for over 250 boats stacked four high, each in its own berth. A Grady-White boat is never exposed to the elements during manufacture or storage.

173 Sprint

Centerline length	16' 10"
Beam amidships	81"
Transom height	L.S.
Transom width	77"
Gunwale length	17' 10"
Hull draft	12"
Maximum h.p.	130 h.p.
Weight	1200 lbs.

Weights and dimensions are approximate and may vary.



Factory Options

- Top and side curtains with boot
- Aft curtain
- Bow cover
- Mooring cover
- Windshield wiper
- 18 gallon aluminum gas tank with electric gauge
- Horn
- Swim ladder (173-S)
- Automatic bilge pump

Standard Features

- Bow rails
- Bow seats with storage below
- Full bow bolsters
- Aluminum gunwale molding with heavy-duty vinyl insert
- Walk-thru windshield with tempered glass
- Vinyl covered glove box with lock
- Six built-in drink holders
- Back-to-back sleeper seats
- Fully padded deck combing
- Deluxe vinyl interior
- Easy-care all-weather carpeting
- Side storage shelves
- Built-in jump seats with padded arm rests
- Removable stern light
- Stern swim ladder with fold down extension
- Mechanical steering
- Positive level foam flotation
- BIA approved lighting and ventilation



*A standard version of the Sprint, the 173-S, is available with vinyl floor covering used in place of carpeting and the following items excluded as standard features: swim ladder, padded deck combing and bow bolsters.

174 Pacer

Centerline length	16'10"
Beam amidships	81"
Transom height	36"
Transom width	77"
Gunwale length	17'10"
Hull draft	13"
Weight (w/120 h.p.)	2100 lbs.

Weights and dimensions are approximate and may vary.



Standard Features

- Bow rails
- Bow seats with storage below
- Full bow bolsters
- Aluminum gunwale molding with heavy-duty vinyl insert
- Walk-thru windshield with tempered glass
- Vinyl covered glove box with lock
- Six built-in drink holders
- Instrument panel with tachometer, oil and temperature gauges, ampmeter, and electric gas gauge
- Back-to-back sleeper seats
- Fully padded deck combing
- Deluxe vinyl interior
- Easy-care all-weather carpeting
- Side storage shelves
- 22 gallon foamed-in aluminum gas tank
- Bilge pump and blower
- Insulated engine box with built-in drink holders
- Removable stern light
- Stern swim ladder with fold down extension
- 120 h.p. stern drive engine
- Positive level foam flotation
- BIA approved lighting and ventilation

Factory Options

- Top and side curtains with boot
- Aft curtain
- Bow cover
- Mooring cover
- Jump seats
- Windshield wiper
- Horn
- Swim ladder (174-S)
- Automatic bilge pump



*A standard version of the Pacer, the 174-S, is available with vinyl floor covering used in place of carpeting and the following items excluded as standard features: swim ladder, padded deck combing and bow bolsters.

175 Duke

Centerline length	16'10"
Beam amidships	81"
Transom height	L.S.
Transom width	77"
Gunwale length	17'10"
Hull draft	12"
Maximum h.p.	130 h.p.
Weight	1190 lbs.

Weights and dimensions are approximate and may vary.



Factory Options

- Top and side curtains with boot
- Aft curtain
- Mooring cover
- Windshield wiper
- 18 gallon aluminum gas tank with electric gauge
- Horn
- Automatic bilge pump



Standard Features

- Bow rails
- Non-skid deck area
- Aluminum gunwale molding with heavy-duty vinyl insert
- Step-thru windshield with tempered glass
- Vinyl covered glove box with lock
- Four built-in drink holders
- Back-to-back sleeper seats
- Fully padded deck combing
- Deluxe vinyl interior
- Easy-care all-weather carpeting
- Side storage shelves
- Built-in jump seats with padded arm rests
- Removable stern light
- Mechanical steering
- Positive level foam flotation
- BIA approved lighting and ventilation
- Stern swim ladder with fold down extension

183 Adventurer

Centerline length	18'4"
Beam amidships	90"
Transom height	L.S.
Transom width	85"
Gunwale length	19'3"
Hull draft	12"
Maximum h.p.	170 h.p.
Weight	1450 lbs.

Weights and dimensions are approximate and may vary.



Standard Features

- Bow rails
- Bow seats with storage below
- Full bow bolsters
- Aluminum gunwale molding with heavy-duty vinyl insert
- Walk-thru windshield with tempered glass
- Vinyl covered glove box with lock
- Teak drink holders for both forward facing seats
- Back-to-back sleeper seats
- Fully padded deck combing
- Deluxe vinyl interior
- Easy-care all-weather carpeting
- Side storage shelves
- Swing-up table with built-in drink holders
- Jump seats
- Removable stern light
- Stern swim ladder with fold down extension
- Mechanical steering
- Positive level foam flotation
- BIA approved lighting and ventilation

Factory Options

- Top and side curtains with boot
- Aft curtain
- Bow curtain
- Mooring cover
- Windshield wiper
- 18 gallon aluminum gas tank with electric gauge
- Horn
- Swim ladder (183-S)
- Four flush mounted rod holders
- Automatic bilge pump



*A standard version of the Adventurer, the 183-S, is available with vinyl floor covering used in place of carpeting and the following items excluded as standard features: swim ladder, padded deck combing, bow bolsters, jump seats and swing-up table.

184 Rogue

Centerline length	18'4"
Beam amidships	90"
Transom height	38"
Transom width	85"
Gunwale length	19'3"
Hull draft	14"
Weight (w/120 h.p.)	2260 lbs.
Weights and dimensions are approximate and may vary.	



Factory Options

- Top and side curtains with boot
- Aft curtain
- Bow cover
- Mooring cover
- Jump seats
- Windshield wiper
- Horn
- Swim ladder (184-S)
- Four flush mounted rod holders
- Automatic bilge pump
- Engine options to 290 h.p.

Standard Features

- Bow rails
- Bow seats with storage below
- Full bow bolsters
- Aluminum gunwale molding with heavy-duty vinyl insert
- Walk-thru windshield with tempered glass
- Vinyl covered glove box with lock
- Teak drink holders for both forward facing seats
- Instrument panel with tachometer, oil and temperature gauges, ampmeter, and electric gas gauge
- Back-to-back sleeper seats
- Side storage shelves
- Deluxe vinyl interior
- Fully padded deck combing
- Easy-care all-weather carpeting
- 30 gallon foamed-in aluminum gas tank
- Insulated engine box with built-in drink holders
- 120 h.p. stern drive engine
- Bilge pump and blower
- Stern rail
- Stern swim ladder with fold down extension
- Removable stern light
- Positive level foam flotation
- BIA approved lighting and ventilation



*A standard version of the Rogue, the 184-S, is available with vinyl floor covering used in place of carpeting and the following items excluded as standard features: stern rail and swim ladder, padded deck combing and bow bolsters.

185 Challenger

Centerline length	18'4"
Beam amidships	90"
Transom height	L.S.
Transom width	85"
Gunwale length	19'3"
Hull draft	12"
Maximum h.p.	170 h.p.
Weight	1390 lbs.

Weights and dimensions are approximate and may vary.



Standard Features

- Stylish bow rails
- Non-skid deck area
- Aluminum gunwale molding with heavy-duty vinyl insert
- Step-thru windshield with tempered glass
- Vinyl covered glove box with lock
- Teak drink holders for both forward facing seats
- Back-to-back sleeper seats
- Side storage shelves
- Deluxe vinyl interior
- Fully padded deck combing
- Non-skid vinyl floor covering
- Swing-up table with built-in drink holders
- Removable stern light
- Mechanical steering
- Positive level foam flotation
- BIA approved lighting and ventilation

Factory Options

- Top and side curtains with boot
- Aft curtain
- Mooring cover
- Jump seats
- Windshield wiper
- 18 gallon aluminum gas tank with electric gauge
- Horn
- Stern swim ladder with fold down extension
- Four flush mounted rod holders
- Automatic bilge pump
- 15 foot outrigger kit



186 Baron

Centerline length	18'4"
Beam amidships	90"
Transom height	38"
Transom width	85"
Gunwale length	19'3"
Hull draft	14"
Weight (w/120 h.p.)	2240 lbs.

Weights and dimensions are approximate and may vary.



Factory Options

- Top and side curtains with boot
- Aft curtain
- Mooring cover
- Jump seats
- Windshield wiper
- Horn
- Four flush mounted rod holders
- Automatic bilge pump
- 15 foot outrigger kit
- Engine options to 290 h.p.



Standard Features

- Stylish bow rails
- Non-skid deck area
- Aluminum gunwale molding with heavy-duty vinyl insert
- Step-thru windshield with tempered glass
- Vinyl covered glove box with lock
- Teak drink holders for both forward facing seats
- Instrument panel with tachometer, oil and temperature gauges, ampmeter, and electric gas gauge
- Back-to-back sleeper seats
- Side storage shelves
- Deluxe vinyl interior
- Fully padded deck combing
- Non-skid vinyl floor covering
- 30 gallon foamed-in aluminum gas tank
- Insulated engine box with built-in drink holders
- 120 h.p. stern drive engine
- Bilge pump and blower
- Stern rail
- Stern swim ladder with fold down extension
- Removable stern light
- Positive level foam flotation
- BIA approved lighting and ventilation

191 Sportsman

Centerline length	19'1"
Beam amidships	96"
Transom height	L.S.
Transom width	85"
Gunwale length	20'9"
Hull draft	10"
Maximum h.p.	185 h.p.
Weight	1495 lbs.
Weights and dimensions are approximate and may vary.	



Standard Features

- Bow rails
- Non-skid deck area
- Aluminum gunwale molding with heavy-duty vinyl insert
- Step-thru windshield with tempered glass
- Forward storage or head compartment
- Vinyl covered glove box with lock
- Teak drink holders for both forward facing seats
- Back-to-back sleeper seats
- Side storage shelves
- Deluxe vinyl interior
- Gunwale step pads
- Non-skid vinyl floor covering
- Swing-up table with built-in drink holders
- Removable stern light
- Mechanical steering
- Positive level foam flotation
- BIA approved lighting and ventilation

Factory Options


- Top and side curtains with boot
- Aft curtain
- Mooring cover
- Jump seats
- Windshield wiper
- 18 gallon aluminum gas tank with electric gauge
- Marine head
- Horn
- Stern swim ladder with fold down extension
- Four flush mounted rod holders
- Pedestal chairs
- Automatic bilge pump
- 15 foot outrigger kit



191-C Atlantic Weekender

Centerline length	19'1"
Beam amidships	96"
Transom height	L.S.
Transom width	85"
Gunwale length	20'9"
Hull draft	10"
Maximum h.p.	185 h.p.
Weight	1740 lbs.

Weights and dimensions are approximate and may vary.



Factory Options

- Top and side curtains with boot
- Aft curtain
- Mooring cover
- Windshield wiper
- 18 gallon aluminum gas tank with electric gauge
- Marine head
- Horn
- Stern swim ladder with fold down extension
- Four flush mounted rod holders
- Automatic bilge pump
- 15 foot outrigger kit



Standard Features

- Bow rails
- Non-skid deck area
- Aluminum gunwale molding with heavy-duty vinyl insert
- Forward hatch
- Sliding side cabin windows
- Ventilating windshield with tempered glass
- Solid hardwood cabin door
- Opening bulkhead with built-in drink holders
- Freshwater sink and storage compartment
- Vinyl covered foam bunk cushions
- Cabin liner shelf facers
- Fiberglass cabin inner liner
- Deluxe nylon cabin headliner
- Fold-down helmsman and companion seats
- Footrest storage box
- Easy-care all-weather carpeting in cockpit
- Deluxe vinyl interior
- Side storage shelves
- Jump seats
- Swing-up table with built-in drink holders
- Removable stern light
- Mechanical steering
- Positive level foam flotation
- BIA approved lighting and ventilation

192 Angler

Centerline length	19'1"
Beam amidships	96"
Transom height	43"
Transom width	85"
Gunwale length	20'9"
Hull draft	14"
Weight (w/120 h.p.)	2360 lbs.

Weights and dimensions are approximate and may vary.



Standard Features

- Bow rails
- Non-skid deck area
- Aluminum gunwale molding with heavy-duty vinyl insert
- Step-thru windshield with tempered glass
- Forward storage or head compartment
- Large bow storage area with bulkhead
- Instrument panel with tachometer, oil and temperature gauges, ampmeter, and electric gas gauge
- Vinyl covered glove box with lock
- Teak drink holders for both forward facing seats
- Back-to-back sleeper seats
- Side storage shelves
- Deluxe vinyl interior
- Gunwale step pads
- Non-skid vinyl floor covering
- 42 gallon foamed-in aluminum gas tank
- Insulated engine box with built-in drink holders
- 120 h.p. stern drive engine
- Bilge pump and blower
- Removable aft bait wells with non-skid lids
- Removable stern light
- Positive level foam flotation
- BIA approved lighting and ventilation

Factory Options

- Top and side curtains with boot
- Aft curtain
- Mooring cover
- Jump seats
- Windshield wiper
- Marine head
- Horn
- Stern swim ladder with fold down extension
- Four flush mounted rod holders
- Pedestal chairs
- Automatic bilge pump
- 15 foot outrigger kit
- Engine options to 290 h.p.



204 Hatteras

Centerline length	20'4"
Beam amidships	96"
Transom height	L.S.
Transom width	94"
Gunwale length	21'10"
Hull draft	14"
Maximum h.p.	230 h.p.
Weight	2100 lbs.

Weights and dimensions are approximate and may vary.



Standard Features


- Twin-outboard capability
- Non-skid fiberglass cockpit sole
- Self-bailing cockpit with two drains
- Non-skid gunwale deck surface
- Gunwale step pads
- Console with forward insulated ice box seat
- Two built-in drink holders in console
- Two adjustable pedestal chairs
- Tinted windshield with handrail
- Console storage compartment with lockable door
- Console radio box
- Forward compartment for storage or marine head
- Bow storage compartment
- Bow rails
- Stainless steel steering wheel
- Two forward insulated fish boxes
- Raised casting platform
- Custom marinium deck hardware
- Heavy-duty vinyl gunwale molding
- Recessed rod storage compartments
- Two removable aft bait wells
- 65 gallon foamed-in aluminum gas tank with electric gauge
- Removable stern light
- Mechanical steering
- Positive level foam flotation
- BIA approved lighting and ventilation

Factory Options

- Folding top and boot
- Casting platform spray hood and boot
- Connector top to spray hood
- Casting platform privacy curtain
- Console cover
- Chair covers
- Mooring cover
- Pedestal chair for casting platform
- Insulated fishbox seat with back rest in place of pedestal chairs
- Seat cover for optional fish box seat
- Horn
- Marine head
- 15 foot outrigger kit
- Vertical rod storage holder (6 rods)
- Four flush mounted rod holders
- Steering cable connection kit/SS single
- Steering cable connection kit/SS dual
- Morse MT. single binnacle control
- Morse MT. dual binnacle controls
- Cockpit lights
- Chair gimbals
- Automatic bilge pump
- Rear seat cushions and safety rail



1. Casting platform spray-hood and boot.
2. Folding top and boot.
3. Folding top with connector top to spray hood.
4. Removable aft bait well.
5. Console with forward insulated ice box seat.
6. Raised casting platform with bow anchor locker, bow storage compartment for storage or marine head and two insulated fish boxes.
7. High quality vinyl console and chair covers.
8. Recessed rod storage compartments (6 rods)
9. Center console with two built-in drink holders, stainless steel steering wheel, tinted windshield with hand rail, storage compartment with lockable door, radio box, Morse MT binnacle controls (optional) and insulated fishbox seat back rest in place of pedestal chairs.
10. Vertical rod storage holder (6 rods).



204-C Hatteras Overnighter

Centerline length	20'4"
Beam amidships	96"
Transom height	L.S.
Transom width	94"
Gunwale length	21'10"
Hull draft	14"
Maximum h.p.	230 h.p.
Weight	2220 lbs.

Weights and dimensions are approximate and may vary.




Factory Options

- Folding top and side curtains with boot
- Drop curtain
- Mooring cover
- Windshield wiper
- Horn
- Marine head
- Pedestal chairs
- Chair gimbals
- Foldout rod racks
- Four flush mounted rod holders
- Steering cable connection kit/SS Single
- Steering cable connection kit/SS Dual
- Morse MT. single binnacle control
- Morse MT. dual binnacle controls
- Cockpit lights
- Automatic bilge pump
- 15 foot outrigger kit
- Rear seat cushions and safety rails

Standard Features

- Ventilating windshield with tempered glass
- Sliding side cabin windows
- Non-skid fiberglass cockpit sole
- Stainless steel steering wheel
- Twin-outboard capability
- Fold-down helmsman and companion seats
- Self-bailing cockpit with two drains
- Vinyl covered foam bunk cushions
- Two removable aft bait wells
- Custom marinium deck hardware
- Heavy-duty vinyl gunwale molding
- Recessed non-skid walkway around entire cabin
- Bow rails
- Solid hardwood cabin door with lock
- Opening bulkhead
- Bow anchor locker with cushion seat
- Cabin dome light
- 50 gallon foamed-in aluminum gas tank with electric gauges
- Sliding cabin storage drawer
- Footrest storage box
- Deluxe nylon cabin headliner
- Removable stern light
- Mechanical steering
- Positive level foam flotation
- BIA approved lighting and ventilation



205 Gulfstream

Centerline length	20'4"
Beam amidships	96"
Transom height	43"
Transom width	94"
Gunwale length	21'10"
Hull draft	14"
Weight (w/120 h.p.)	3000 lbs.

Weights and dimensions are approximate and may vary.



Standard Features

- Ventilating windshield with tempered glass
- Sliding side cabin windows
- Non-skid fiberglass cockpit sole
- Stainless steel steering wheel
- Instrument panel with tachometer, oil and temperature gauges, ampmeter, and electric gas gauge
- Fold down helmsman and companion seats
- Self-bailing cockpit with two drains
- Vinyl covered foam bunk cushions
- Molded-in aft bait wells with overboard drains and non-skid lids
- Custom marinium deck hardware
- Heavy-duty vinyl gunwale molding
- Recessed non-skid walkway around entire cabin
- Bow rails
- Bilge pump and blower
- Insulated engine box with built-in drink holders
- Solid hardwood cabin door with lock
- Opening bulkhead
- Bow anchor locker with cushion seat
- Cabin dome light
- 50 gallon foamed-in aluminum gas tank
- Sliding cabin storage drawer
- Footrest storage box
- Deluxe nylon cabin headliner
- 120 h.p. stern drive engine
- Positive level foam flotation
- BIA approved lighting and ventilation

Factory Options

- Folding top and side curtains with boot
- Drop curtain
- Mooring cover
- Jump seats
- Windshield wiper
- Horn
- Marine head
- Pedestal chairs
- Chair gimbals
- Foldout rod racks
- Stern swim ladder with fold down extension
- Four flush mounted rod holders
- Cockpit lights
- Automatic bilge pump
- 15 foot outrigger kit
- Engine options to 290 h.p.



212 Chesapeake

Centerline length	21'2"
Beam amidships	96"
Transom height	46"
Transom width	83"
Gunwale length	22'10"
Hull draft	14"
Weight (w/120 h.p.)	2620 lbs.

Weights and dimensions are approximate and may vary.




Factory Options

Top and side curtains with boot	Four flush mounted rod holders
Aft curtain	Automatic bilge pump
Mooring cover	15 foot outrigger kit
Jump seats	Engine options to 290 h.p.
Windshield wiper	
Marine head	
Back-to-back sleeper seats	
Cockpit galley unit	
Stern swim ladder with fold down extension	

Standard Features

- Fiberglass stringer system
- Ventilating windshield with tempered glass
- Deluxe vinyl interior
- Non-skid vinyl floor covering
- Stainless steel steering wheel
- Instrument panel with tachometer, oil and temperature gauges, ampmeter, and electric gas gauge
- Swivel, pedestal mounted, adjustable helmsman and companion chairs
- Cockpit floor storage compartment
- Vinyl covered foam bunk cushions
- Cabin liner shelf facers
- Removable aft bait wells with non-skid lids
- Side storage shelves
- Bow and side rails
- Aluminum gunwale molding with heavy-duty vinyl insert
- Non-skid deck and walkway
- Bilge pump and blower
- Insulated engine box with built-in drink holders
- Horn
- Sliding forward deck hatch
- Solid hardwood cabin door
- Opening bulkhead with built-in drink holders
- Cabin dome light
- 42 gallon foamed-in aluminum gas tank
- Fiberglass cabin inner liner
- Footrest storage box
- Deluxe nylon cabin headliner
- 120 h.p. stern drive engine
- Positive foam flotation
- BIA approved lighting and ventilation



212-C Nassau

Centerline length	21'2"
Beam amidships	96"
Transom height	43"
Transom width	83"
Gunwale length	22'10"
Hull draft	14"
Weight (w/120 h.p.)	2800 lbs.
Weight and dimensions are approximate and may vary.	



Standard Features

- Fiberglass stringer system
- Ventilating windshield with tempered glass
- Sliding cabin windows
- Deluxe vinyl interior
- Easy-care all-weather carpeting in cockpit
- Stainless steel steering wheel
- Instrument panel with tachometer, oil and temperature gauges, ampmeter, and electric gas gauge
- Fold down helmsman and companion seats
- Cockpit floor storage compartment
- Vinyl covered foam bunk cushions
- Cabin liner shelf facers
- Fresh water sink and storage cabinet
- Removable aft bait wells with non-skid lids
- Side storage shelves
- Fully padded deck combing
- Bow and side rails
- Cabin top handrails
- Aluminum gunwale molding with heavy-duty vinyl insert
- Non-skid deck and walkway
- Bilge pump and blower
- Insulated engine box with built-in drink holders
- Horn
- Forward hatch
- Solid hardwood cabin door
- Opening bulkhead with built-in drink holders
- Cabin dome light
- 42 gallon foamed-in aluminum gas tank
- Fiberglass cabin inner liner
- Footrest storage box
- Deluxe nylon cabin headliner
- 120 h.p. stern drive engine
- Positive foam flotation
- BIA approved lighting and ventilation

Factory Options

- Top and side curtains
- with boot
- Aft curtain
- Mooring cover
- Jump seats
- Windshield wiper
- Marine head
- Pedestal chairs
- Back-to-back sleeper seats
- Cockpit galley unit
- Stern swim ladder with fold down extension
- Four flush mounted rod holders
- Automatic bilge pump
- 15 foot outrigger kit
- Engine options to 290 h.p.



Factory Options:



1.



2.



3.



4.



5.



6.



7.



8.



9.



10.



11.

CANVAS OPTIONS

High quality vinyl with corrosion resistant supporting bows. Fitted individually to each boat.

1. Top, side and aft curtain with bow cover.
Models 173, 174, 183, 184
2. Top, side and aft curtain.
Models 175, 185, 186, 191, 192
3. Vista top and side curtains. Also available with drop curtains.
Models 204-C, 205
4. Top, side and aft curtain.
Models 191-C, 212, 212-C
5. Mooring cover. Covers and protects the entire deck and interior of the boat.
Models 173, 174, 175, 183, 184, 185, 186, 191, 191-C, 192, 204, 204-C, 205, 212 and 212-C.
6. Installed marine head. (Cabin application pictured).
Models 191, 191-C, 192, 204, 204-C, 205, 212, 212-C
7. Rear seat cushions with safety rails.
Models 204, 204-C
8. Stylish jump seats.
Models 174, 183-S, 184, 185, 186, 191, 192, 205, 212, 212-C
9. Fold out rod racks with storage for six rods.
Models 204-C, 205
10. Cockpit galley unit. Sink, storage and icebox with two burner alcohol stove. Located underneath hinged companion's seat.
Models 212, 212-C
11. Back-to-back sleeper seats. Fold down to lounge or sleep on. Back up to seat two. Weather resistant vinyl covering.
Models 212, 212-C





1976



GRADY-WHITE BOATS, INC.

P.O. Box 1527 • Greenville, North Carolina 27834

Visit your Grady-White dealer.